

ISTITUTO CENTRALE DI STATISTICA

4° CENSIMENTO GENERALE DELL'INDUSTRIA E DEL COMMERCIO

16 OTTOBRE 1961

VOLUME II

DATI PROVINCIALI


SU ALCUNE PRINCIPALI CARATTERISTICHE STRUTTURALI
DELLE IMPRESE E DELLE UNITÀ LOCALI

FASCICOLO 41

PROVINCIA DI PESARO E URBINO



ROMA - 1964



ISTITUTO CENTRALE DI STATISTICA

4° CENSIMENTO GENERALE DELL'INDUSTRIA E DEL COMMERCIO

16 OTTOBRE 1961

VOLUME II

DATI PROVINCIALI

SU ALCUNE PRINCIPALI CARATTERISTICHE STRUTTURALI
DELLE IMPRESE E DELLE UNITÀ LOCALI

FASCICOLO 41

PROVINCIA DI PESARO E URBINO



ROMA - 1964

1. DITTA: ...

...

...

Fasc. 41 - Provincia di Pesaro Urbino

ERRATA - CORRIGE

Pagina	Tavola	Colonna	Riga	Errata	Corrige
44	9	4	50	68	98
48	11	ultima	15	23.826	18.826
49	11	12	TOTALE	2.564.892	2.559.892

4° Censimento generale dell'Industria e del Commercio 1961

INDICE

AVVERTENZE	Pag. 5
----------------------	--------

TAVOLE

1 — Imprese, unità locali, addetti.	» 12
2 — Imprese e relative unità locali	» 14
3 — Imprese per forma giuridica e relativi addetti	» 16
4 — Imprese per numero di addetti	» 20
5 — Unità locali per tipo	» 32
6 — Unità locali per numero di addetti	» 34
7 — Unità locali con e senza forza motrice	» 38
8 — Unità locali con forza motrice per tipo di motori	» 40
9 — Unità locali, addetti e potenza utilizzabile, per categoria di attività economica	» 41
10 — Addetti alle unità locali per categoria posizionale e sesso	» 46
11 — Spese per il personale nel 1960 per titolo di spesa e gruppi posizionali del personale	» 48
12 — Imprese e unità locali per comune	» 50

SECRET

20 104

SECRET

SECRET

21

22

23

24

25

26

27

28

29

30

31

32

33

AVVERTENZE

Nelle avvertenze che seguono sono illustrati i caratteri ai quali si riferiscono i dati riportati nel presente volume, allo scopo di assicurare una esatta interpretazione dei dati stessi.

Per una conoscenza più completa delle modalità tecniche seguite per l'esecuzione del censimento, vedasi il fascicolo dell'Istituto Centrale di Statistica « Disposizioni e istruzioni per il 10° Censimento della popolazione ed il 4° Censimento dell'industria e del commercio, 15-16 ottobre 1961 », Metodi e norme, Numero speciale.

1. Riferimento dei dati — I dati di situazione contenuti nel presente volume fanno riferimento alla data del 16 ottobre 1961; i dati concernenti le spese per il personale (Tav. 11) si riferiscono all'anno 1960.

2. Campo di rilevazione — Hanno formato oggetto del censimento tutte le imprese e le unità locali di qualsiasi ampiezza e da chiunque gestite — comprese quelle a carattere artigiano — esercitanti una o più delle attività economiche (*) sottoindicate :

a) *Ramo 1* (Agricoltura, foreste, caccia e pesca) limitatamente alle seguenti classi, sottoclassi e categorie :

Classe 1.03 — Foreste (limitatamente alla categoria 1.03.02 - Aziende di utilizzazione del bosco)

Classe 1.04 — Caccia e pesca

Sottoclasse 1.04 A — Caccia e pesca in acque dolci (limitatamente alla categoria 1.04.02 - Esercizio della pesca e di allevamenti in acque dolci)

Sottoclasse 1.04 B — Pesca e allevamenti in acque marine e lagunari

Classe 1.05 — Attività connesse con l'agricoltura

Sottoclasse 1.05 A — Attività trasformatrici annesse ad aziende agricole (che lavorano prevalentemente prodotti propri) o svolte in sociale

Sottoclasse 1.05 B — Esercizio di macchine agricole

Sottoclasse 1.05 C — Enti economici per l'agricoltura (limitatamente alla categoria 1.05.08 - Enti per l'approvvigionamento, la produzione e la distribuzione di mezzi tecnici necessari all'esercizio dell'agricoltura);

b) *Rami dal 2* (Industrie estrattive) *all'8* (Credito, assicurazione e gestioni finanziarie).

Per quanto riguarda il commercio ambulante, compreso nel ramo 6, è da tener presente che hanno formato oggetto del censimento soltanto gli esercizi i cui titolari esercitano il commercio ambulante come attività esclusiva o prevalente. Non sono compresi nel censimento gli esercizi di commercio ambulante il cui titolare eserciti tale attività occasionalmente o in determinati periodi dell'anno.

c) *Ramo 9* (Servizi ed attività sociali varie) limitatamente alle seguenti classi, sottoclassi e categorie :

Classe 9.01 — Servizi per l'igiene e la pulizia

Classe 9.02 — Servizi dello spettacolo (limitatamente alla categoria 9.02.01 - Imprese dello spettacolo)

Classe 9.03 — Servizi sanitari

Sottoclasse 9.03 A — Servizi sanitari privati (limitatamente alle categorie 9.03.01 - Stabilimenti idropinici e idrotermali e 9.03.05 - Farmacie)

Classe 9.04 — Servizi privati per l'istruzione e la formazione professionale (limitatamente alla categoria 9.04.03 - Scuole di guida, di pilotaggio e simili)

Classe 9.08 — Servizi vari, non altrove classificati (limitatamente alle categorie 9.08.03 - Copisterie e 9.08.06 - Centri meccanografici per conto terzi).

Sono incluse nel censimento le imprese costituite all'estero ma aventi nel territorio nazionale una o più sedi con rappresentanza stabile, mentre sono escluse le unità locali situate all'estero dipendenti da imprese nazionali.

(*) Com'è noto, la « Classificazione delle attività economiche » predisposta dall'Istituto Centrale di Statistica, si articola in dieci rami suddivisi in classi e talvolta in sottoclassi. Sia le classi che le sottoclassi sono ulteriormente distinte in categorie, che costituiscono le componenti elementari della classificazione.

3. Impresa (Ditta) — Ai fini del censimento per impresa s'intende un ente giuridico-economico organizzato per la produzione o vendita di beni o la prestazione di servizi.

In relazione alla forma giuridica, le imprese sono classificate in: imprese individuali; società per azioni, cooperative, in accomandita, a responsabilità limitata, altre (società di fatto, società in nome collettivo); enti pubblici e altre forme. In particolare si precisa che negli «Enti pubblici» sono compresi gli Enti statali, di diritto pubblico, comunali, ecc., esercitanti una o più delle attività economiche che hanno formato oggetto del censimento, quali ad es.: Ferrovie dello Stato, Azienda telefoni di Stato, Monopoli di Stato, Aziende comunali di trasporti e di servizi di nettezza urbana; nelle «altre forme» sono compresi particolari tipi di consorzi e altre forme associative di imprese che a ragione della loro natura giuridica non sono classificabili nelle altre voci.

4. Unità locale — Per unità locale s'intende l'impianto (o il corpo di impianti) situato in un dato luogo in cui viene effettuata la produzione o vendita di beni o la prestazione di servizi.

Per estensione della definizione suddetta, relativamente alle sottoindicate attività, per unità locale si intende:

— per l'*industria della pesca*, il complesso delle attrezzature e degli impianti fissi nonchè dei natanti gestiti da una stessa impresa in uno stesso comune;

— per l'*esercizio di macchine agricole per conto terzi*, il parco di macchine agricole gestito da una stessa impresa o da un medesimo consorzio o cooperativa aziendale in uno stesso comune;

— per le *costruzioni edilizie e installazione di impianti*, il complesso dei cantieri gestiti da una stessa impresa in uno stesso comune;

— per il *servizio di distribuzione stradale di benzina e di metano*, il complesso dei distributori gestiti da una stessa impresa in uno stesso comune;

— per i *trasporti e comunicazioni*, il complesso degli impianti, attrezzature e mezzi di trasporto gestiti da una stessa impresa in uno stesso comune.

Le unità locali sono distinte in:

a) *unità locali operative*, costituite dalle unità dove si attua materialmente la produzione o vendita di beni o la prestazione di servizi, cioè stabilimenti, laboratori, miniere, botteghe, negozi e simili;

b) *unità locali amministrative*, costituite dalla sede centrale o dagli uffici direttivi, tecnici e amministrativi — nei quali vengono trattati gli affari interessanti l'impresa — semprechè tali unità siano fisicamente o funzionalmente distinte dalle unità locali operative di cui alla precedente lettera a).

5. Classificazione delle imprese e delle unità locali per attività economica — La classificazione delle imprese per ramo, classe o sottoclasse di attività economica è effettuata in base all'attività esercitata dall'impresa stessa e risultante dalla dichiarazione riportata nel questionario di censimento.

Nel caso di imprese esercitanti attività classificabili in rami, classi o sottoclassi differenti, tali imprese sono classificate nel ramo, classe o sottoclasse corrispondente all'attività prevalente precisata anch'essa di norma nel questionario.

La classificazione delle unità locali per ramo, classe, sottoclasse o categoria è stata effettuata ugualmente in base al criterio della attività unica o prevalente svolta nelle unità locali stesse, indipendentemente dalla classificazione delle relative imprese.

Pertanto la classificazione per attività economica delle imprese è indipendente da quella delle unità locali. Si ha coincidenza delle due classificazioni solo nel caso di imprese aventi una sola unità locale o di imprese aventi più unità locali esercitanti attività comprese tutte nella stessa categoria di attività economica.

6. Motori primi, generatori di energia elettrica, motori elettrici — Per motori primi (idraulici, a vapore, a combustione interna, ecc.) s'intendono quelli che utilizzano e trasformano in energia meccanica l'energia delle cascate d'acqua, del vapore, dell'olio pesante, del gas, ecc.; per generatori di energia elettrica s'intendono quelli che trasformano in energia elettrica l'energia meccanica dei motori primi; per motori elettrici s'intendono le macchine rotanti alimentate da energia elettrica che trasformano quest'ultima in energia meccanica per azionare macchine, attrezzi, ecc.

Tra i generatori di energia elettrica sono compresi gli alternatori dei gruppi turbo-alternatori ed esclusi i trasformatori o convertitori di qualsiasi specie.

La potenza dei motori primi è espressa in HP (un HP equivale al lavoro di 75 kilogrammetri al secondo), quella dei generatori di energia elettrica (a corrente continua o a corrente alternata) e dei motori elettrici è invece espressa in kW (un kW corrisponde a 1,360 HP).

I dati sui motori e generatori fanno riferimento sia a quelli in esercizio, sia a quelli in riserva alla data di censimento, intendendosi per questi ultimi gli impianti installati allo scopo di essere azionati solo in caso di mancato funzionamento, per qualsiasi causa, degli altri impianti. Sono esclusi invece i motori di propulsione dei mezzi di trasporto.

7. Potenza utilizzabile nelle unità locali — Tale potenza (M) è stata determinata in base alla seguente formula :

$$M = (P - G) + E$$

dove P indica la potenza complessiva dei motori primi installati, G la parte di tale potenza assorbita dai generatori, ove esistano, E la potenza dei motori elettrici installati. Di conseguenza la differenza (P - G) rappresenta la parte di potenza dei motori primi non trasformata in energia elettrica e pertanto direttamente utilizzata come energia meccanica. Nel calcolo di cui sopra si fa astrazione dalle perdite dovute alle resistenze passive (attrito, ecc.), alla trasformazione dell'energia nelle sue varie forme (meccanica, elettrica, ecc.) e al suo trasporto (potenza utilizzabile teorica). I dati sulla potenza utilizzabile sono espressi in HP ; a tal fine la potenza dei motori elettrici e dei generatori di energia elettrica, espressa, come già detto, in kW, è stata convertita in HP.

8. Addetti alle imprese e alle unità locali — Sono rappresentati dalle forze di lavoro occupate alla data del 16 ottobre 1961 nelle unità stesse, anche se provvisoriamente assenti per servizio, licenza o malattia.

Gli addetti riguardano le seguenti categorie posizionali :

— *Imprenditori, titolari, gerenti, ecc.* — Titolari dell'impresa o, nel caso di imprese individuali, della licenza di esercizio, purchè partecipino direttamente alla gestione e non si servano di un gestore o di un coadiuvante o di altra persona diversamente denominata. Nel caso di società sono la persona o le persone fisiche che risultano tali dagli atti amministrativi della società stessa (amministratore unico, consigliere delegato, ecc.).

— *Cooperatori* — Soci di cooperative di produzione e lavoro, i quali come corrispettivo dell'opera prestata non percepiscono una remunerazione regolata da contratti di lavoro, bensì un compenso proporzionato alla prestazione, nonchè una quota parte degli utili dell'impresa. In tale categoria sono compresi pertanto solo i cooperatori che assumono la figura di lavoratori in proprio. Qualora invece i cooperatori assumano la figura di lavoratori dipendenti, essi sono compresi nell'appropriata categoria di lavoratori dipendenti (operai specializzati, operai qualificati, operai comuni, ecc.).

— *Familiari coadiuvanti* — Coloro che, essendo parenti o affini di un titolare d'impresa e con esso generalmente coabitanti, prestano lavoro nell'impresa senza corrispettivo di una prefissata retribuzione contrattuale.

— *Dirigenti* — Coloro che esercitano, contro retribuzione, funzioni direttive (tecniche o amministrative) o di rappresentanza dell'impresa.

— *Impiegati* — Sono considerati impiegati :

a) di I categoria, coloro che esercitano, contro retribuzione, una funzione direttiva, ma senza il carattere di responsabilità e autonomia inerente alle funzioni di dirigente. Tale personale in genere nei contratti collettivi di lavoro è indicato come personale con mansioni direttive, o di I categoria, o di categoria A ;

b) di II categoria, coloro che esercitano, contro retribuzione, una funzione di concetto (tecnica o amministrativa). Tale personale in genere nei contratti collettivi di lavoro è indicato come personale di concetto, o di II categoria, o di categoria B ;

c) altre categorie di impiegati, coloro che esercitano, contro retribuzione, una funzione esecutiva. Tale personale in genere nei contratti collettivi di lavoro è indicato come personale esecutivo, o di III categoria, o di categoria C.

— *Categorie speciali* — Lavoratori (intermedi, ex-equiparati, ecc.) il cui rapporto di lavoro è regolato con gli accordi interconfederali del 30 marzo e del 23 maggio 1946, e del 27 ottobre 1947 e dalle particolari successive regolamentazioni dei contratti di categoria, e che godono del trattamento previsto dal R.D.L. 13 novembre 1924 n. 1825 (capotreno di laminazione, contromaestro, maestro di più forni di riscaldamento, assistente tessile, caposquadra, sollecitatore semplice, marcatempo, ecc.).

— *Operai specializzati* — Coloro che, contro retribuzione, eseguono lavorazioni, per l'esecuzione delle quali sono necessarie conoscenza specifica del mestiere, capacità tecnico-pratica ed esperienza.

— *Operai qualificati* — Coloro che, contro retribuzione, eseguono lavorazioni per la cui esecuzione è richiesta una capacità pratica acquisita mediante adeguato tirocinio.

— *Operai comuni e manovali specializzati* — Coloro che, contro retribuzione, eseguono lavorazioni che un lavoratore di media abilità riesce a compiere con soddisfacente rendimento dopo un breve periodo di addestramento.

— *Manovali comuni* — Coloro che, contro retribuzione, prestano lavoro manuale non richiedente specifiche capacità nè attitudini, rimanendo adibiti ad operazioni di pulizia, di trasporto, di carico e scarico e simili.

— *Apprendisti* — Coloro che, avendo generalmente l'età prescritta dalle vigenti norme, vengono assunti per apprendere quelle mansioni di impiegato d'ordine, operaio e simili, per le quali occorra un certo tirocinio.

— *Altro personale* — Coloro che, non essendo compresi nelle categorie precedenti, prestano, contro retribuzione, servizi di vigilanza, custodia, servizi interni, ecc.

Circa le categorie posizionali sopraelencate si precisa che esse sono state scelte in maniera tale da potersi adattare alle diverse attività economiche soggette al censimento. In tali categorie, pertanto, sono state ricondotte, attraverso una predisposta tabella di ragguaglio, le qualifiche professionali tipiche di alcuni particolari settori di attività economica, come la pesca, il commercio, i trasporti, il credito, ecc.

9. Spese per il personale nel 1960 — Riguardano le retribuzioni lorde (ivi compresi gli assegni familiari), le ritenute sulle retribuzioni a carico del personale e i contributi e spese a carico del datore di lavoro. I dati sono riportati separatamente per dirigenti e impiegati e per il restante personale dipendente (categorie speciali, operai specializzati, qualificati e comuni, manovali specializzati e comuni, apprendisti, altro personale).

Le RETRIBUZIONI LORDE comprendono le seguenti voci :

a) *salari e stipendi*, costituiti dall'ammontare dei salari e degli stipendi veri e propri, nonchè da tutti quegli emolumenti che vengono pagati con la stessa periodicità dei salari e stipendi e che rappresentano un'aggiunta fissa al salario o stipendio percepito (ad es., indennità di contingenza, interessenze, provvigioni, lavoro straordinario) ;

b) *altre erogazioni*, costituite da tutte le somme riscosse in una sola volta durante l'anno o in maniera saltuaria in aggiunta al salario o stipendio percepito (ad es., compensi per ferie, festività, gratifica natalizia) ;

c) *corresponsioni in natura*, costituite dal valore dei beni corrisposti in natura al personale quale integrazione fissa o saltuaria della retribuzione in contanti o quale pagamento dovuto in base al contratto di impiego. Il valore di tali corresponsioni è determinato in base ai prezzi di costo per le merci fornite e in base ai prezzi correnti di mercato per altre corresponsioni (alloggio, ecc.), ovvero in base alle eventuali valutazioni convenzionali stabilite nei contratti di lavoro ;

d) *assegni familiari*, costituiti dall'ammontare complessivo degli assegni familiari corrisposti a tutto il personale dipendente dal datore di lavoro per conto della cassa unica degli assegni familiari.

Le RITENUTE SULLE RETRIBUZIONI LORDE a carico del personale comprendono le seguenti voci :

a) *contributi per la previdenza sociale e gestioni collegate*, costituiti dall'ammontare complessivo delle quote trattenute sulle retribuzioni lorde per la previdenza sociale e gestioni collegate (ad es., fondo adeguamento pensioni, gestione INA-Casa, assicurazione malattia) ;

b) *ritenute erariali*, costituite dall'ammontare complessivo delle quote trattenute sulle retribuzioni lorde per le ritenute erariali.

I CONTRIBUTI E SPESE A CARICO DEL DATORE DI LAVORO comprendono le seguenti voci :

a) *contributi sociali obbligatori*, costituiti dall'ammontare complessivo delle spese sostenute dal datore di lavoro per contributi sociali obbligatori all'INPS, all'INAM, all'INAIL, all'INA-Casa, ecc. ;

b) *quote maturate nell'anno per indennità di licenziamento e simili*, costituite dall'ammontare complessivo delle sole quote maturate nell'anno ed accantonate o da accantonare dal datore di lavoro per provvedere successivamente alla corresponsione al personale di indennità di licenziamento, di liquidazione, di quiescenza e simili ;

c) *provvidenze varie al personale*, costituite dall'ammontare complessivo delle spese sostenute dal datore di lavoro per provvidenze varie al personale (ad es., spese per le mense, per le colonie marine e montane, per nidi d'infanzia), ad esclusione delle spese eventualmente sostenute per la costruzione di alloggi ed altri fabbricati destinati ad uso del personale stesso.

Avvertenze particolari alle tavole — Ai fini di una corretta interpretazione dei dati riportati nelle tavole del presente volume, si precisa quanto segue:

Nella Tav. 1 sono comprese tutte le imprese e tutte le unità locali aventi sede in uno dei comuni della provincia; in tale tavola pertanto sono comprese anche le unità locali gestite da imprese la cui sede è situata in altra provincia. Per quanto riguarda la distribuzione per ramo, classe e sottoclasse di attività economica, è da avvertire che le imprese e le unità locali risultano classificate indipendentemente le une dalle altre, sulla base della propria attività unica o prevalente.

Nella Tav. 2, mentre il numero delle imprese fa ugualmente riferimento alle imprese aventi sede in uno dei comuni della provincia, il numero delle unità locali e dei relativi addetti riguarda il complesso delle unità locali gestite dalle stesse imprese, sia che tali unità locali siano situate nella provincia sia in provincie diverse. Sono pertanto escluse da detta tavola le unità locali situate nella provincia ma gestite da imprese aventi sede in altra provincia. È da tener presente inoltre che in detta tavola la classificazione delle unità locali e dei relativi addetti fa riferimento all'attività unica o prevalente dell'impresa da cui sono gestite. Con analogo criterio, nelle Tavv. 3 e 4 gli addetti risultano classificati secondo l'attività unica o prevalente dell'impresa.

I dati riportati nelle Tavv. da 5 a 11 si riferiscono alle unità locali situate in uno dei comuni della provincia, classificate secondo l'attività unica o prevalente svolta nelle unità locali stesse.

Nella Tav. 8, con riferimento ai vari tipi di motori, le unità locali risultano ripetute tante volte quanti sono i tipi di motore in esse installati. Così, ad esempio, se una unità locale dispone sia di motori primi che di generatori essa risulta ripetuta sia tra le unità locali che hanno motori primi sia tra quelle che hanno generatori.

Per quanto riguarda i dati riportati nella Tav. 12 sono da tener presenti le avvertenze sopra riportate con riferimento alla Tav. 1.

Segni convenzionali — Nelle tavole del presente volume sono usati i seguenti segni convenzionali:

- Linea* (—) quando il fenomeno non esiste ;
- Due puntini* (..) quando i dati non raggiungono la cifra significativa dell'ordine minimo considerato (ad es., un HP per la potenza dei motori).



TAVOLE

Segue TAV. 1 — Imprese, unità locali, addetti

N classi- fica- zione	RAMI, CLASSI E SOTTOCLASSI DI ATTIVITÀ ECONOMICA	IMPRESE			UNITÀ LOCALI E ADDETTI					
		Comune capoluogo	Altri comuni	Totale	Comune capoluogo		Altri comuni		Totale	
					Unità locali	Addetti	Unità locali	Addetti	Unità locali	Addetti
3.20	Industrie della gomma elastica	6	11	17	6	10	11	17	17	27
3.21	Prod. della cellulosa per tessili, delle fibre tessili artificiali e sintetiche . . .	—	—	—	—	—	—	—	—	—
3.22	Industrie della carta e della cartotecnica	2	3	5	2	4	3	72	5	76
3.23	Industrie poligrafiche ed editoriali . . .	14	20	34	16	121	20	85	36	206
3.24	Industrie foto-fono-cinematografiche . .	13	31	44	13	21	33	56	46	77
3.25	Prod. oggetti in materie plastiche . . .	1	2	3	1	17	2	11	3	28
3.26	Industrie manifatturiere varie	5	3	8	5	17	3	34	8	51
4	COSTRUZIONI E INSTALL. DI IMPIANTI . .	79	270	349	117	1.407	363	3.160	480	4.567
4.01	Costruzioni	70	264	334	107	1.337	355	3.053	462	4.390
4.02	Installazione impianti	9	6	15	10	70	8	107	18	177
5	PRODUZ. E DISTRIBUZ. DI ENERGIA ELET- TRICA E GAS, DISTRIBUZIONE DI ACQUA	2	49	51	4	124	67	236	71	360
5.01	Prod. e distrib. di energia elettrica	—	7	7	2	26	19	105	21	131
5.02	Prod. e distribuzione di gas	1	—	1	1	48	1	11	2	59
5.03	Distribuzione di acqua	1	42	43	1	50	47	120	48	170
6	COMMERCIO	1.543	4.637	6.180	1.656	3.906	4.844	8.853	6.500	12.759
6.01	Commercio all'ingrosso	111	216	327	138	742	237	1.037	375	1.779
6.01 A	Prodotti agricoli e alimentari	47	136	183	54	210	149	769	203	979
6.01 B	Materie prime e ausil. non alimentari	34	60	94	40	310	65	185	105	495
6.01 C	Prodotti industriali non alimentari	30	20	50	14	222	23	83	67	305
6.02	Comm. al minuto generi alimentari . . .	451	1.255	1.706	488	926	1.321	2.410	1.809	3.336
6.03	Comm. al minuto prodotti tessili e arti- coli di vestiario e abbigliamento. . . .	221	598	819	234	549	621	1.042	855	1.591
6.04	Comm. al minuto prod. meccanici	215	477	692	231	591	519	891	750	1.482
6.05	Comm. al minuto generi diversi, alim. e non alimentari.	61	371	432	61	144	383	673	444	817
6.06	Commercio ambulante	253	816	1.069	253	332	816	1.083	1.069	1.415
6.07	Alberghi e pubblici esercizi	198	886	1.084	210	539	928	1.689	1.138	2.228
6.08	Attività ausiliarie del commercio. . . .	33	18	51	41	83	19	28	60	111
7	TRASPORTI E COMUNICAZIONI.	99	684	783	109	670	786	1.938	895	2.608
7.01	Trasporti ferrov. e tramv. extraurbani .	—	—	—	1	52	10	221	11	273
7.02	Trasporti extraurbani su strada	44	473	517	47	172	492	932	539	1.104
7.03	Trasporti urbani	29	152	181	29	37	153	189	182	226
7.04	Trasporti lacuali e fluviali.	—	—	—	—	—	—	—	—	—
7.05	Trasporti marittimi	3	1	4	3	19	1	85	4	104
7.06	Trasporti aerei.	—	—	—	—	—	—	—	—	—
7.07	Attività ausiliarie dei trasporti	22	47	69	24	72	51	75	75	147
7.08	Comunicazioni	1	11	12	5	318	79	436	84	754
8	CREDITO, ASSICURAZIONE E GESTIONI FI- NANZIARIE.	26	41	67	42	448	192	502	234	950
8.01	Credito	4	25	29	15	327	89	287	104	614
8.02	Assicurazione	20	12	32	21	59	15	22	36	81
8.03	Gestioni finanziarie.	2	4	6	6	62	88	193	94	255
9	SERVIZI E ATTIVITÀ SOCIALI VARIE	197	588	785	212	558	634	1.140	846	1.698
9.01	Servizi per l'igiene e la pulizia	174	462	636	188	456	502	846	690	1.302
9.02	Servizi dello spettacolo	8	35	43	8	41	39	135	47	176
9.03	Servizi sanitari	11	85	96	12	44	87	151	99	195
9.03.1	Servizi sanitari privati	11	85	96	12	44	87	151	99	195
9.04	Servizi privati per l'istruzione e la for- mazione professionale.	3	4	7	3	14	4	6	7	20
9.08	Servizi vari, non altrove classificati . .	1	2	3	1	3	2	2	3	5
	TOTALE	2.965	9.755	12.720	3.197	14.061	10.547	27.742	13.744	41.803

Segue TAV. 2 — Imprese e relative unità locali

N classi- fica- zione	RAMI, CLASSI E SOTTOCLASSI DI ATTIVITÀ ECONOMICA	IMPRESSE CHE GESTISCONO UNITÀ LOCALI SITUATE								TOTALE				
		tutte nella provincia			nella provincia e in altre					Im- prese	Unità locali			
		Im- prese	Unità locali		Im- prese	Unità locali					Totale	sitate nella provincia		
			N	Addetti		sitate nella provincia	sitate in altre provincie	N	Addetti			N	Addetti	
3.20	Industrie della gomma elastica	17	18	28	—	—	—	—	—	17	18	28	18	28
3.21	Prod. della cellulosa per tessuti, delle fibre tessili artificiali e sintetiche . . .	—	—	—	—	—	—	—	—	—	—	—	—	—
3.22	Industrie della carta e della cartotecnica	5	5	76	—	—	—	—	—	5	5	76	5	76
3.23	Industrie poligrafiche ed editoriali	34	35	183	—	—	—	—	—	34	35	183	35	183
3.24	Industrie foto-fono-cinematografiche . .	43	44	74	1	1	2	1	2	44	46	78	45	76
3.25	Prod. oggetti in materie plastiche	3	3	28	—	—	—	—	—	3	3	28	3	28
3.26	Industrie manifatturiere varie	8	8	51	—	—	—	—	—	8	8	51	8	51
4	COSTRUZIONI E INSTALL. DI IMPIANTI . .	342	478	4.297	7	23	621	8	168	349	509	5.086	501	4.918
4.01	Costruzioni	327	462	4.219	7	23	621	8	168	334	493	5.008	485	4.840
4.02	Installazione impianti	15	16	78	—	—	—	—	—	15	16	78	16	78
5	PRODUZ. E DISTRIBUZ. DI ENERGIA ELET- TRICA E GAS, DISTRIBUZIONE DI ACQUA	51	93	384	—	—	—	—	—	51	93	384	93	384
5.01	Prod. e distrib. di energia elettrica	7	10	31	—	—	—	—	—	7	10	31	10	31
5.02	Prod. e distribuzione di gas	1	1	50	—	—	—	—	—	1	1	50	1	50
5.03	Distribuzione di acqua	43	82	303	—	—	—	—	—	43	82	303	82	303
6	COMMERCIO	6.180	6.395	12.455	—	—	—	—	—	6.180	6.395	12.455	6.395	12.455
6.01	Commercio all'ingrosso	327	344	1.615	—	—	—	—	—	327	344	1.615	344	1.615
6.01 A	Prodotti agricoli e alimentari	183	193	899	—	—	—	—	—	183	193	899	193	899
6.01 B	Materie prime e ausil. non alimentari	94	101	500	—	—	—	—	—	94	101	500	101	500
6.01 C	Prodotti industriali non alimentari	50	50	216	—	—	—	—	—	50	50	216	50	216
6.02	Comm. al minuto generi alimentari	1.706	1.810	3.392	—	—	—	—	—	1.706	1.810	3.392	1.810	3.392
6.03	Comm. al minuto prodotti tessili e arti- coli di vestiario e abbigliamento. . . .	819	841	1.472	—	—	—	—	—	819	841	1.472	841	1.472
6.04	Comm. al minuto prod. meccanici	692	721	1.455	—	—	—	—	—	692	721	1.455	721	1.455
6.05	Comm. al minuto generi diversi, alim. e non alimentari.	432	446	816	—	—	—	—	—	432	446	816	446	816
6.06	Commercio ambulante	1.069	1.069	1.415	—	—	—	—	—	1.069	1.069	1.415	1.069	1.415
6.07	Alberghi e pubblici esercizi	1.084	1.111	2.207	—	—	—	—	—	1.084	1.111	2.207	1.111	2.207
6.08	Attività ausiliarie del commercio.	51	53	83	—	—	—	—	—	51	53	83	53	83
7	TRASPORTI E COMUNICAZIONI.	779	810	1.532	4	12	75	5	118	783	827	1.725	822	1.607
7.01	Trasporti ferrov. e tramv. extraurbani . .	—	—	—	—	—	—	—	—	—	—	—	—	—
7.02	Trasporti extraurbani su strada	516	536	1.042	1	8	38	2	20	517	546	1.100	544	1.080
7.03	Trasporti urbani	181	188	234	—	—	—	—	—	181	188	234	188	234
7.04	Trasporti lacuali e fluviali.	—	—	—	—	—	—	—	—	—	—	—	—	—
7.05	Trasporti marittimi	1	2	87	3	4	37	3	98	4	9	222	6	124
7.06	Trasporti aerei.	—	—	—	—	—	—	—	—	—	—	—	—	—
7.07	Attività ausiliarie dei trasporti	69	72	145	—	—	—	—	—	69	72	145	72	145
7.08	Comunicazioni	12	12	24	—	—	—	—	—	12	12	24	12	24
8	CREDITO, ASSICURAZIONE E GESTIONI FI- NANZIARIE.	67	163	628	—	—	—	—	—	67	163	628	163	628
8.01	Credito	29	125	544	—	—	—	—	—	29	125	544	125	544
8.02	Assicurazione	32	32	73	—	—	—	—	—	32	32	73	32	73
8.03	Gestioni finanziarie.	6	6	11	—	—	—	—	—	6	6	11	6	11
9	SERVIZI E ATTIVITÀ SOCIALI VARIE	785	821	1.492	—	—	—	—	—	785	821	1.492	821	1.492
9.01	Servizi per l'igiene e la pulizia	636	664	1.106	—	—	—	—	—	636	664	1.106	664	1.106
9.02	Servizi dello spettacolo	43	48	168	—	—	—	—	—	43	48	168	48	168
9.03	Servizi sanitari	96	99	193	—	—	—	—	—	96	99	193	99	193
9.03 A	Servizi sanitari privati	96	99	193	—	—	—	—	—	96	99	193	99	193
9.04	Servizi privati per l'istruzione e la for- mazione professionale.	7	7	20	—	—	—	—	—	7	7	20	7	20
9.08	Servizi vari, non altrove classificati . .	3	3	5	—	—	—	—	—	3	3	5	3	5
	TOTALE	12.708	13.435	38.007	12	36	698	14	288	12.720	13.485	38.993	13.471	38.705

Segue Tav. 3 — Imprese per forma

N classi- fica- zione	RAMI, CLASSI E SOTTOCLASSI DI ATTIVITÀ ECONOMICA	IMPRESE INDIVIDUALI			S o					
		Imprese	Addetti		per azioni			cooperative		
			Totale	in unità locali situate nella provincia	Imprese	Addetti		Imprese	Addetti	
						Totale	in unità locali situate nella provincia		Totale	in unità locali situate nella provincia
3.20	Industrie della gomma elastica	16	24	24	—	—	—	—	—	—
3.21	Prod. della cellulosa per tessuti, delle fibre tessili artificiali e sintetiche . . .	—	—	—	—	—	—	—	—	—
3.22	Industrie della carta e della cartotecnica	2	7	7	2	67	67	—	—	—
3.23	Industrie poligrafiche ed editoriali . . .	20	75	75	—	—	—	1	10	10
3.24	Industrie foto-fono-cinematografiche . .	41	72	70	—	—	—	—	—	—
3.25	Prod. oggetti in materie plastiche . . .	2	22	22	—	—	—	—	—	—
3.26	Industrie manifatturiere varie	6	11	11	—	—	—	—	—	—
4	COSTRUZIONI E INSTALL. DI IMPIANTI . .	294	3.784	3.616	2	14	14	6	89	89
4.01	Costruzioni	281	3.717	3.549	2	14	14	6	89	89
4.02	Installazione impianti	13	67	67	—	—	—	—	—	—
5	PROD. E DISTRIB. DI ENERGIA ELET- TRICA E GAS, DISTRIBUZIONE DI ACQUA	2	8	8	—	—	—	—	—	—
5.01	Prod. e distrib. di energia elettrica	2	8	8	—	—	—	—	—	—
5.02	Prod. e distribuzione di gas	—	—	—	—	—	—	—	—	—
5.03	Distribuzione di acqua	—	—	—	—	—	—	—	—	—
6	COMMERCIO	5.926	11.193	11.193	2	14	14	36	218	218
6.01	Commercio all'ingrosso	281	1.190	1.190	1	6	6	2	12	12
6.01 A	Prodotti agricoli e alimentari	158	745	745	—	—	—	2	12	12
6.01 B	Materie prime e ausil. non alimentari	81	288	288	—	—	—	—	—	—
6.01 C	Prodotti industriali non alimentari	42	157	157	1	6	6	—	—	—
6.02	Comm. al minuto generi alimentari . . .	1.648	3.043	3.043	—	—	—	17	165	165
6.03	Comm. al minuto prodotti tessili e arti- coli di vestiario e abbigliamento. . . .	792	1.391	1.391	—	—	—	—	—	—
6.04	Comm. al minuto prod. meccanici	638	1.249	1.249	1	8	8	2	17	17
6.05	Comm. al minuto generi diversi, alim. e non alimentari.	417	775	775	—	—	—	7	11	11
6.06	Commercio ambulante	1.069	1.415	1.415	—	—	—	—	—	—
6.07	Alberghi e pubblici esercizi	1.033	2.058	2.058	—	—	—	8	13	13
6.08	Attività ausiliarie del commercio. . . .	48	72	72	—	—	—	—	—	—
7	TRASPORTI E COMUNICAZIONI.	685	1.141	1.121	2	48	28	1	25	25
7.01	Trasporti ferrov. e tramv. extraurbani .	—	—	—	—	—	—	—	—	—
7.02	Trasporti extraurbani su strada	437	781	781	1	25	25	—	—	—
7.03	Trasporti urbani	174	217	217	—	—	—	—	—	—
7.04	Trasporti lacuali e fluviali.	—	—	—	—	—	—	—	—	—
7.05	Trasporti marittimi	1	23	3	1	23	3	—	—	—
7.06	Trasporti aerei.	—	—	—	—	—	—	—	—	—
7.07	Attività ausiliarie dei trasporti	61	96	96	—	—	—	1	25	25
7.08	Comunicazioni	12	24	24	—	—	—	—	—	—
8	CREDITO, ASSICURAZIONE E GESTIONI FI- NANZIARIE.	43	76	76	—	—	—	12	142	142
8.01	Credito	10	10	10	—	—	—	11	140	140
8.02	Assicurazione	28	57	57	—	—	—	—	—	—
8.03	Gestioni finanziarie.	5	9	9	—	—	—	1	2	2
9	SERVIZI E ATTIVITÀ SOCIALI VARIE	712	1.214	1.214	—	—	—	1	6	6
9.01	Servizi per l'igiene e la pulizia	590	967	967	—	—	—	—	—	—
9.02	Servizi dello spettacolo	24	67	67	—	—	—	1	6	6
9.03	Servizi sanitari	89	166	166	—	—	—	—	—	—
9.03 A	Servizi sanitari privati	89	166	166	—	—	—	—	—	—
9.04	Servizi privati per l'istruzione e la for- mazione professionale.	6	9	9	—	—	—	—	—	—
9.08	Servizi vari, non altrove classificati . .	3	5	5	—	—	—	—	—	—
	TOTALE	11.514	27.638	27.448	16	701	681	68	854	854

giuridica e relativi addetti

C I E T À

in accomandita			a responsabilità limitata			altre			ENTI PUBBLICI E ALTRE FORME			T O T A L E			N classi- fica- zione
Addetti			Addetti			Addetti			Addetti			Addetti			
Imprese	Totale	in unità locali situate nella provincia	Imprese	Totale	in unità locali situate nella provincia	Imprese	Totale	in unità locali situate nella provincia	Imprese	Totale	in unità locali situate nella provincia	Imprese	Totale	in unità locali situate nella provincia	
—	—	—	—	—	—	1	4	4	—	—	—	17	28	28	3.20
—	—	—	—	—	—	—	—	—	—	—	—	—	—	—	3.21
—	—	—	—	—	—	1	2	2	—	—	—	5	76	76	3.22
—	—	—	2	23	23	11	75	75	—	—	—	34	183	183	3.23
—	—	—	—	—	—	3	6	6	—	—	—	44	78	78	3.24
—	—	—	—	—	—	1	6	6	—	—	—	3	28	28	3.25
—	—	—	—	—	—	2	40	40	—	—	—	8	51	51	3.26
—	—	—	2	39	39	44	1.117	1.117	1	43	43	349	5.086	4.918	4
—	—	—	1	30	30	43	1.115	1.115	1	43	43	334	5.008	4.840	4.01
—	—	—	1	9	9	1	2	2	—	—	—	15	78	78	4.02
1	16	16	—	—	—	4	7	7	44	353	353	51	384	384	5
1	16	16	—	—	—	4	7	7	—	—	—	7	31	31	5.01
—	—	—	—	—	—	—	—	—	1	50	50	1	50	50	5.02
—	—	—	—	—	—	—	—	—	43	303	303	43	303	303	5.03
7	24	24	19	114	114	182	825	825	8	67	67	6.180	12.455	12.455	6
2	13	13	4	29	29	37	365	365	—	—	—	327	1.615	1.615	6.01
—	—	—	2	10	10	21	132	132	—	—	—	133	899	899	6.01 A
2	13	13	7	17	17	10	182	182	—	—	—	94	500	500	6.01 B
—	—	—	1	2	2	6	51	51	—	—	—	50	216	216	6.01 C
—	—	—	4	12	12	34	113	113	3	59	59	1.706	3.392	3.392	6.02
—	—	—	1	3	3	26	78	78	—	—	—	819	1.472	1.472	6.03
3	6	6	5	49	49	43	126	126	—	—	—	692	1.455	1.455	6.04
—	—	—	2	9	9	5	19	19	1	2	2	432	816	816	6.05
—	—	—	—	—	—	—	—	—	—	—	—	1.069	1.415	1.415	6.06
1	1	1	2	8	8	36	121	121	4	6	6	1.084	2.207	2.207	6.07
1	4	4	1	4	4	1	3	3	—	—	—	51	83	83	6.08
1	89	31	3	40	40	90	377	357	1	5	5	783	1.725	1.607	7
—	—	—	—	—	—	—	—	—	—	—	—	—	—	—	7.01
—	—	—	3	40	40	76	254	234	—	—	—	517	1.100	1.080	7.02
—	—	—	—	—	—	7	17	17	—	—	—	181	234	234	7.03
—	—	—	—	—	—	—	—	—	—	—	—	—	—	—	7.04
1	89	31	—	—	—	1	87	87	—	—	—	4	222	124	7.05
—	—	—	—	—	—	—	—	—	—	—	—	—	—	—	7.06
—	—	—	—	—	—	6	19	19	1	5	5	69	145	145	7.07
—	—	—	—	—	—	—	—	—	—	—	—	12	24	24	7.08
—	—	—	—	—	—	7	27	27	5	383	383	67	628	628	8
—	—	—	—	—	—	3	11	1	5	383	383	29	544	544	8.01
—	—	—	—	—	—	4	16	16	—	—	—	32	73	73	8.02
—	—	—	—	—	—	—	—	—	—	—	—	6	11	11	8.03
2	10	10	1	10	10	58	207	207	11	45	45	785	1.492	1.492	9
—	—	—	—	—	—	41	114	114	5	25	25	636	1.106	1.106	9.01
1	8	8	1	10	10	13	72	72	3	5	5	43	168	168	9.02
1	2	2	—	—	—	3	10	10	3	15	15	96	193	193	9.03
1	2	2	—	—	—	3	10	10	3	15	15	96	193	193	9.03 A
—	—	—	—	—	—	1	11	11	—	—	—	7	20	20	9.04
—	—	—	—	—	—	—	—	—	—	—	—	3	5	5	9.08
16	502	444	59	1.211	1.211	975	7.174	7.154	72	913	913	12.720	38.993	38.705	

numero di addetti

T A L E

C O N A D D E T T I

C O N A D D E T T I															T O T A L E					N classi- fica- zione				
51-100			101-250			251-500			501-1000			1001-2000			oltre 2000			Imprese in totale			Artigiane			
Im- pre- se	Addetti		Im- pre- se	Addetti		Im- pre- se	Addetti		Im- pre- se	Addetti		Im- pre- se	Addetti		Im- pre- se	Addetti		Im- pre- se	Ad- detti					
	To- tale	in unità locali situa- te nella pro- vincia		To- tale	in unità locali situa- te nella pro- vincia		To- tale	in unità locali situa- te nella pro- vincia		To- tale	in unità locali situa- te nella pro- vincia		To- tale	in unità locali situa- te nella pro- vincia		To- tale	in unità locali situa- te nella pro- vincia				To- tale	in unità locali situa- te nella pro- vincia	To- tale	in unità locali situa- te nella pro- vincia
—	—	—	1	231	231	—	—	—	—	—	—	—	—	—	—	—	—	—	413	1.487	1.487	314	837	1
—	—	—	—	—	—	—	—	—	—	—	—	—	—	—	—	—	—	—	9	38	38	6	20	1.03
—	—	—	—	—	—	—	—	—	—	—	—	—	—	—	—	—	—	—	115	486	486	101	350	1.04
—	—	—	—	—	—	—	—	—	—	—	—	—	—	—	—	—	—	—	—	—	—	—	—	1.04 A
—	—	—	—	—	—	—	—	—	—	—	—	—	—	—	—	—	—	—	115	486	486	101	350	1.04 B
—	—	—	1	231	231	—	—	—	—	—	—	—	—	—	—	—	—	—	289	963	963	207	467	1.05
—	—	—	—	—	—	—	—	—	—	—	—	—	—	—	—	—	—	—	4	13	13	—	—	1.05 A
—	—	—	—	—	—	—	—	—	—	—	—	—	—	—	—	—	—	—	280	712	712	207	467	1.05 B
—	—	—	1	231	231	—	—	—	—	—	—	—	—	—	—	—	—	—	5	238	238	—	—	1.05 C
—	—	—	—	—	—	—	—	—	—	—	—	—	—	—	—	—	—	—	—	—	—	—	—	—
—	—	—	—	—	—	—	—	—	—	—	—	—	—	—	—	—	—	—	33	159	159	24	90	2
—	—	—	—	—	—	—	—	—	—	—	—	—	—	—	—	—	—	—	—	—	—	—	—	2.01
—	—	—	—	—	—	—	—	—	—	—	—	—	—	—	—	—	—	—	—	—	—	—	—	2.02
—	—	—	—	—	—	—	—	—	—	—	—	—	—	—	—	—	—	—	—	—	—	—	—	2.03
—	—	—	—	—	—	—	—	—	—	—	—	—	—	—	—	—	—	—	33	159	159	24	90	2.04
—	—	—	—	—	—	—	—	—	—	—	—	—	—	—	—	—	—	—	23	117	117	14	48	2.04 A
—	—	—	—	—	—	—	—	—	—	—	—	—	—	—	—	—	—	—	10	42	42	10	42	2.04 B
26	1.642	1.642	10	1.505	1.505	1	280	280	—	—	—	—	—	—	—	—	—	—	4.059	15.577	15.575	3.794	8.755	3
1	53	53	—	—	—	—	—	—	—	—	—	—	—	—	—	—	—	—	343	1.067	1.067	296	716	3.01
—	—	—	—	—	—	—	—	—	—	—	—	—	—	—	—	—	—	—	268	721	721	245	568	3.01 A
1	53	53	—	—	—	—	—	—	—	—	—	—	—	—	—	—	—	—	13	29	29	12	28	3.01 B
—	—	—	—	—	—	—	—	—	—	—	—	—	—	—	—	—	—	—	7	105	105	5	33	3.01 C
—	—	—	—	—	—	—	—	—	—	—	—	—	—	—	—	—	—	—	2	40	40	—	—	3.01 D
—	—	—	—	—	—	—	—	—	—	—	—	—	—	—	—	—	—	—	19	40	40	13	25	3.01 E
—	—	—	—	—	—	—	—	—	—	—	—	—	—	—	—	—	—	—	1	3	3	—	—	3.01 F
—	—	—	—	—	—	—	—	—	—	—	—	—	—	—	—	—	—	—	12	57	57	8	26	3.01 G
—	—	—	—	—	—	—	—	—	—	—	—	—	—	—	—	—	—	—	17	57	57	11	29	3.01 H
—	—	—	—	—	—	—	—	—	—	—	—	—	—	—	—	—	—	—	4	15	15	2	7	3.01 I
—	—	—	—	—	—	—	—	—	—	—	—	—	—	—	—	—	—	—	2	18	18	—	—	3.02
—	—	—	—	—	—	—	—	—	—	—	—	—	—	—	—	—	—	—	—	—	—	—	—	—
—	—	—	—	—	—	—	—	—	—	—	—	—	—	—	—	—	—	—	1	10	10	1	10	3.03
—	—	—	—	—	—	—	—	—	—	—	—	—	—	—	—	—	—	—	—	—	—	—	—	3.03 A
—	—	—	—	—	—	—	—	—	—	—	—	—	—	—	—	—	—	—	1	10	10	1	10	3.03 B
—	—	—	—	—	—	—	—	—	—	—	—	—	—	—	—	—	—	—	—	—	—	—	—	3.03 C
—	—	—	1	193	193	—	—	—	—	—	—	—	—	—	—	—	—	—	16	296	296	14	58	3.04
2	134	134	—	—	—	—	—	—	—	—	—	—	—	—	—	—	—	—	370	710	710	363	530	3.05
—	—	—	—	—	—	—	—	—	—	—	—	—	—	—	—	—	—	—	3	4	4	3	4	3.05 A
2	134	134	—	—	—	—	—	—	—	—	—	—	—	—	—	—	—	—	367	706	706	360	526	3.05 B
—	—	—	2	292	292	—	—	—	—	—	—	—	—	—	—	—	—	—	850	1.840	1.840	842	1.467	3.06
—	—	—	1	180	180	—	—	—	—	—	—	—	—	—	—	—	—	—	338	622	622	332	389	3.07
—	—	—	—	—	—	—	—	—	—	—	—	—	—	—	—	—	—	—	11	22	22	11	22	3.08
9	512	512	2	256	256	—	—	—	—	—	—	—	—	—	—	—	—	—	328	3.437	3.437	261	1.413	3.09
1	57	57	1	157	157	—	—	—	—	—	—	—	—	—	—	—	—	—	533	1.679	1.679	506	1.109	3.10
1	57	57	1	157	157	—	—	—	—	—	—	—	—	—	—	—	—	—	510	1.619	1.619	485	1.065	3.10 A
—	—	—	—	—	—	—	—	—	—	—	—	—	—	—	—	—	—	—	23	60	60	21	44	3.10 B
—	—	—	—	—	—	—	—	—	—	—	—	—	—	—	—	—	—	—	—	—	—	—	—	3.11
—	—	—	—	—	—	—	—	—	—	—	—	—	—	—	—	—	—	—	—	—	—	—	—	—
3	201	201	—	—	—	—	—	—	—	—	—	—	—	—	—	—	—	—	26	492	492	15	130	3.12
—	—	—	—	—	—	—	—	—	—	—	—	—	—	—	—	—	—	—	4	75	75	2	15	3.12 A
—	—	—	—	—	—	—	—	—	—	—	—	—	—	—	—	—	—	—	—	—	—	—	—	3.12 B
1	52	52	—	—	—	—	—	—	—	—	—	—	—	—	—	—	—	—	4	102	102	3	50	3.12 C
1	88	88	—	—	—	—	—	—	—	—	—	—	—	—	—	—	—	—	6	177	177	3	34	3.12 D
1	61	61	—	—	—	—	—	—	—	—	—	—	—	—	—	—	—	—	10	123	123	6	22	3.12 E
—	—	—	—	—	—	—	—	—	—	—	—	—	—	—	—	—	—	—	2	15	15	1	9	3.12 F
—	—	—	—	—	—	—	—	—	—	—	—	—	—	—	—	—	—	—	6	61	61	5	52	3.13
—	—	—	—	—	—	—	—	—	—	—	—	—	—	—	—	—	—	—	9	12	12	8	10	3.14
—	—	—	—	—	—	—	—	—	—	—	—	—	—	—	—	—	—	—	957	2.365	2.365	940	2.192	3.15
1	64	64	1	119	119	1	280	280	—	—	—	—	—	—	—	—	—	—	3	463	463	—	—	3.16
9	621	621	2	308	308	—	—	—	—	—	—	—	—	—	—	—	—	—	147	2.002	2.002	98	398	3.17
—	—	—	—	—	—	—	—	—	—	—	—	—	—	—	—	—	—	—	8	37	37	4	10	3.18
—	—	—	—	—	—	—	—	—	—	—	—	—	—	—	—	—	—	—	—	—	—	—	—	3.19

N classi- fica- zione	RAMI, CLASSI E SOTTOCLASSI DI ATTIVITÀ ECONOMICA	IMPRESE																
		1		2			3-5			6-10			11-20			21-50		
		Im- prese	Ad- detti	Im- prese	Addetti		Im- prese	To- tale	in unità locali situa- te nella pro- vincia	Im- prese	To- tale	in unità locali situa- te nella pro- vincia	Im- prese	To- tale	in unità locali situa- te nella pro- vincia	Im- prese	To- tale	in unità locali situa- te nella pro- vincia
					To- tale	in unità locali situa- te nella pro- vincia												
3.20	Industrie della gomma elastica	8	8	8	16	16	1	4	4	—	—	—	—	—	—	—	—	
3.21	Prod. della cellulosa per tessuti, delle fibre tessili artificiali e sintetiche . .	—	—	—	—	—	—	—	—	—	—	—	—	—	—	—	—	
3.22	Industrie della carta e della cartotecnica	—	—	2	4	4	1	5	5	—	—	—	1	19	19	1	48	48
3.23	Industrie poligrafiche ed editoriali . . .	9	9	3	6	6	10	39	39	7	58	58	5	71	71	—	—	
3.24	Industrie foto-fono-cinematografiche . .	22	22	13	26	26	9	30	28	—	—	—	—	—	—	—	—	
3.25	Prod. oggetti in materie plastiche . . .	—	—	—	—	—	1	5	5	1	6	6	1	17	17	—	—	
3.26	Industrie manifatturiere varie	4	4	1	2	2	1	5	5	1	8	8	—	—	—	1	32	32
4	Costruzioni e install. di impianti . . .	54	54	29	58	58	65	252	252	77	613	613	74	1.075	1.075	32	984	969
4.01	Costruzioni	51	51	26	52	52	62	242	242	73	579	579	72	1.050	1.050	32	984	969
4.02	Installazione impianti	3	3	3	6	6	3	10	10	4	34	34	2	25	25	—	—	—
5	Prod. e distrib. di energia elet- trica e gas, distribuzione di acqua	6	6	16	32	32	19	76	76	4	25	25	3	38	38	1	50	50
5.01	Prod. e distrib. di energia elettrica	1	1	4	8	8	—	—	—	1	6	6	1	16	16	—	—	—
5.02	Prod. e distribuzione di gas	—	—	—	—	—	—	—	—	—	—	—	—	—	—	1	50	50
5.03	Distribuzione di acqua	5	5	12	24	24	19	76	76	3	19	19	2	22	22	—	—	—
6	Commercio	2.842	2.842	2.383	4.766	4.766	793	2.736	2.736	115	824	824	30	403	403	13	372	372
6.01	Commercio all'ingrosso	120	120	86	172	172	65	254	254	32	229	229	12	171	171	10	301	301
6.01 A	Prodotti agricoli e alimentari	72	72	48	96	96	37	117	117	15	110	110	5	69	69	5	122	122
6.01 B	Materie prime e ausil. non alimentari	37	37	25	50	50	14	54	54	8	60	60	5	67	67	4	147	147
6.01 C	Prodotti industriali non alimentari . .	11	11	13	26	26	14	53	53	9	59	59	2	35	35	1	32	32
6.02	Comm. al minuto generi alimentari . . .	626	626	827	1.654	1.654	224	733	733	23	162	162	3	51	51	1	22	22
6.03	Comm. al minuto prodotti tessili e arti- coli di vestiario e abbigliamento . . .	391	391	307	614	614	109	381	381	11	75	75	1	11	11	—	—	—
6.04	Comm. al minuto prodotti meccanici . . .	300	300	255	510	510	111	392	392	19	141	141	5	63	63	2	49	49
6.05	Comm. al minuto generi diversi, alim. e non alimentari	146	146	216	432	432	66	209	209	4	29	29	—	—	—	—	—	—
6.06	Commercio ambulante	777	777	252	504	504	40	134	134	—	—	—	—	—	—	—	—	—
6.07	Alberghi e pubblici esercizi	445	445	432	864	864	173	614	614	26	188	188	8	96	96	—	—	—
6.08	Attività ausiliarie del commercio	37	37	8	16	16	5	19	19	—	—	—	1	11	11	—	—	—
7	Trasporti e comunicazioni	471	471	198	396	396	85	301	301	18	119	119	2	26	26	5	123	83
7.01	Trasporti ferrov. e tramv. extraurbani . .	—	—	—	—	—	—	—	—	—	—	—	—	—	—	—	—	—
7.02	Trasporti extraurbani su strada	283	283	149	298	298	64	228	228	15	100	100	2	26	26	2	52	52
7.03	Trasporti urbani	143	143	30	60	60	6	19	19	2	12	12	—	—	—	—	—	—
7.04	Trasporti lacuali e fluviali	—	—	—	—	—	—	—	—	—	—	—	—	—	—	—	—	—
7.05	Trasporti marittimi	—	—	—	—	—	—	—	—	—	—	—	—	—	—	2	46	6
7.06	Trasporti aerei	—	—	—	—	—	—	—	—	—	—	—	—	—	—	—	—	—
7.07	Attività ausiliarie dei trasporti	41	41	14	28	28	12	44	44	1	7	7	—	—	—	1	25	25
7.08	Comunicazioni	4	4	5	10	10	3	10	10	—	—	—	—	—	—	—	—	—
8	Credito, assicuraz. e gestioni finanz.	27	27	11	22	22	20	69	69	5	34	34	1	12	12	—	—	—
8.01	Credito	11	11	2	4	4	9	32	32	3	21	21	1	12	12	—	—	—
8.02	Assicurazione	14	14	6	12	12	10	34	34	2	13	13	—	—	—	—	—	—
8.03	Gestioni finanziarie	2	2	3	6	6	1	3	3	—	—	—	—	—	—	—	—	—
9	Servizi e attività sociali varie	414	414	228	456	456	119	410	410	19	145	145	4	46	46	1	21	21
9.01	Servizi per l'igiene e la pulizia	365	365	176	352	352	83	285	285	9	69	69	3	35	35	—	—	—
9.02	Servizi dello spettacolo	7	7	12	24	24	15	53	53	8	63	63	—	—	—	1	21	21
9.03	Servizi sanitari	37	37	37	74	74	20	69	69	2	13	13	—	—	—	—	—	—
9.03 A	Servizi sanitari privati	37	37	37	74	74	20	69	69	2	13	13	—	—	—	—	—	—
9.04	Servizi privati per l'istruzione e la for- mazione professionale	3	3	3	6	6	—	—	—	—	—	—	1	11	11	—	—	—
9.08	Servizi vari, non altrove classificati . .	2	2	—	—	—	1	3	3	—	—	—	—	—	—	—	—	—
	TOTALE	6.067	6.067	3.781	7.562	7.562	1.871	6.671	6.669	559	4.188	4.188	251	3.552	3.552	122	3.823	3.768
	IMPRESE ARTIGIANE	3.059	3.059	1.243	2.486	2.486	896	3.258	3.256	338	2.575	2.575	91	1.203	1.203	4	96	96

per numero di addetti

T A L E

CON ADDETTI																	TOTALE					N classi- fica- zione	
51-100			101-250			251-500			501-1000			1001-2000			oltre 2000			Imprese in totale			Artigiano		
Im- pre- se	Addetti		Im- pre- se	Addetti		Im- pre- se	Addetti		Im- pre- se	Addetti		Im- pre- se	Addetti		Im- pre- se	Addetti		Im- pre- se	Ad- detti				
	To- tale	in unità locali situa- te nella pro- vincia		To- tale	in unità locali situa- te nella pro- vincia		To- tale	in unità locali situa- te nella pro- vincia		To- tale	in unità locali situa- te nella pro- vincia		To- tale	in unità locali situa- te nella pro- vincia		To- tale	in unità locali situa- te nella pro- vincia			To- tale	in unità locali situa- te nella pro- vincia		
---	---	---	---	---	---	---	---	---	---	---	---	---	---	---	---	17	28	28	17	28	3.20		
---	---	---	---	---	---	---	---	---	---	---	---	---	---	---	---	---	---	---	---	---	3.21		
---	---	---	---	---	---	---	---	---	---	---	---	---	---	---	---	5	76	76	3	9	3.22		
---	---	---	---	---	---	---	---	---	---	---	---	---	---	---	---	34	183	183	26	98	3.23		
---	---	---	---	---	---	---	---	---	---	---	---	---	---	---	---	44	78	76	43	72	3.24		
---	---	---	---	---	---	---	---	---	---	---	---	---	---	---	---	3	28	28	2	23	3.25		
---	---	---	---	---	---	---	---	---	---	---	---	---	---	---	---	8	51	51	7	19	3.26		
11	691	599	5	629	575	2	730	723	---	---	---	---	---	---	349	5.086	4.918	183	838	4			
11	691	599	5	629	575	2	730	723	---	---	---	---	---	---	334	5.008	4.840	171	785	4.01			
---	---	---	---	---	---	---	---	---	---	---	---	---	---	---	---	15	78	78	12	53	4.02		
2	157	157	---	---	---	---	---	---	---	---	---	---	---	---	---	51	384	384	---	---	5		
---	---	---	---	---	---	---	---	---	---	---	---	---	---	---	---	7	31	31	---	---	5.01		
---	---	---	---	---	---	---	---	---	---	---	---	---	---	---	---	1	50	50	---	---	5.02		
2	157	157	---	---	---	---	---	---	---	---	---	---	---	---	---	43	303	303	---	---	5.03		
3	229	229	---	---	---	1	283	283	---	---	---	---	---	---	---	6.180	12.455	12.455	---	---	6		
1	85	85	---	---	---	1	283	283	---	---	---	---	---	---	---	327	1.615	1.615	---	---	6.01		
1	85	85	---	---	---	1	283	283	---	---	---	---	---	---	---	183	899	899	---	---	6.01 A		
---	---	---	---	---	---	---	---	---	---	---	---	---	---	---	---	94	500	500	---	---	6.01 B		
2	144	144	---	---	---	---	---	---	---	---	---	---	---	---	---	50	216	216	---	---	6.01 C		
---	---	---	---	---	---	---	---	---	---	---	---	---	---	---	---	1.706	3.392	3.392	---	---	6.02		
---	---	---	---	---	---	---	---	---	---	---	---	---	---	---	---	819	1.472	1.472	---	---	6.03		
---	---	---	---	---	---	---	---	---	---	---	---	---	---	---	---	692	1.455	1.455	---	---	6.04		
---	---	---	---	---	---	---	---	---	---	---	---	---	---	---	---	432	816	816	---	---	6.05		
---	---	---	---	---	---	---	---	---	---	---	---	---	---	---	---	1.069	1.415	1.415	---	---	6.06		
---	---	---	---	---	---	---	---	---	---	---	---	---	---	---	---	1.084	2.207	2.207	---	---	6.07		
---	---	---	---	---	---	---	---	---	---	---	---	---	---	---	---	51	83	83	---	---	6.08		
4	289	211	---	---	---	---	---	---	---	---	---	---	---	---	---	783	1.725	1.607	700	1.132	7		
---	---	---	---	---	---	---	---	---	---	---	---	---	---	---	---	---	---	---	---	---	7.01		
2	113	93	---	---	---	---	---	---	---	---	---	---	---	---	---	517	1.100	1.080	482	817	7.02		
---	---	---	---	---	---	---	---	---	---	---	---	---	---	---	---	181	234	234	160	201	7.03		
---	---	---	---	---	---	---	---	---	---	---	---	---	---	---	---	---	---	---	---	---	7.04		
2	176	118	---	---	---	---	---	---	---	---	---	---	---	---	---	4	222	124	---	---	7.05		
---	---	---	---	---	---	---	---	---	---	---	---	---	---	---	---	---	---	---	---	---	7.06		
---	---	---	---	---	---	---	---	---	---	---	---	---	---	---	---	69	145	145	58	114	7.07		
---	---	---	---	---	---	---	---	---	---	---	---	---	---	---	---	12	24	24	---	---	7.08		
2	172	172	---	---	---	1	292	292	---	---	---	---	---	---	---	67	628	628	---	---	8		
2	172	172	---	---	---	1	292	292	---	---	---	---	---	---	---	29	544	544	---	---	8.01		
---	---	---	---	---	---	---	---	---	---	---	---	---	---	---	---	32	73	73	---	---	8.02		
---	---	---	---	---	---	---	---	---	---	---	---	---	---	---	---	6	11	11	---	---	8.03		
---	---	---	---	---	---	---	---	---	---	---	---	---	---	---	---	---	---	---	---	---	9		
---	---	---	---	---	---	---	---	---	---	---	---	---	---	---	---	785	1.492	1.492	616	1.025	9		
---	---	---	---	---	---	---	---	---	---	---	---	---	---	---	---	636	1.106	1.106	616	1.025	9.01		
---	---	---	---	---	---	---	---	---	---	---	---	---	---	---	---	43	168	168	---	---	9.02		
---	---	---	---	---	---	---	---	---	---	---	---	---	---	---	---	96	193	193	---	---	9.03		
---	---	---	---	---	---	---	---	---	---	---	---	---	---	---	---	96	193	193	---	---	9.03 A		
---	---	---	---	---	---	---	---	---	---	---	---	---	---	---	---	7	20	20	---	---	9.04		
---	---	---	---	---	---	---	---	---	---	---	---	---	---	---	---	3	5	5	---	---	9.08		
48	3.180	3.010	16	2.365	2.311	5	1.585	1.578	---	---	---	---	---	---	---	12.720	38.993	38.705	5.631	12.677			
---	---	---	---	---	---	---	---	---	---	---	---	---	---	---	---	5.631	12.677	---	---	---			

N classi- fica- zione	RAMI, CLASSI E SOTTOCLASSI DI ATTIVITÀ ECONOMICA	I M P R E S E																
		1		2			3-5			6-10			11-20			21-50		
		Im- prese	Ad- detti	Im- prese	Addetti		Im- prese	Addetti		Im- prese	Addetti		Im- prese	Addetti		Im- prese	Addetti	
					To- tale	in unità locali situa- te nella pro- vincia		To- tale	in unità locali situa- te nella pro- vincia		To- tale	in unità locali situa- te nella pro- vincia		To- tale	in unità locali situa- te nella pro- vincia		To- tale	in unità locali situa- te nella pro- vincia
3.20	Industrie della gomma elastica	8	8	8	16	16	—	—	—	—	—	—	—	—	—	—	—	
3.21	Prod. della cellulosa per tessuti, delle fibre tessili artificiali e sintetiche . . .	—	—	—	—	—	—	—	—	—	—	—	—	—	—	—	—	
3.22	Industrie della carta e della cartotecnica	—	—	1	2	2	1	5	5	—	—	—	—	—	—	—	—	
3.23	Industrie poligrafiche ed editoriali	9	9	2	4	4	5	19	19	2	17	17	2	26	26	—	—	
3.24	Industrie foto-fono-cinematografiche . .	21	21	12	24	24	8	27	25	—	—	—	—	—	—	—	—	
3.25	Prod. oggetti in materie plastiche	—	—	—	—	—	1	5	5	—	—	1	17	17	—	—	—	
3.26	Industrie manifatturiere varie	4	4	1	2	2	1	5	5	—	—	—	—	—	—	—	—	
4	COSTRUZIONI E INSTALL. DI IMPIANTI . .	53	53	22	44	44	56	218	218	62	488	488	63	909	909	24	740	725
4.01	Costruzioni	50	50	20	40	40	53	208	208	59	463	463	61	884	884	24	740	725
4.02	Installazione impianti.	3	3	2	4	4	3	10	10	3	25	25	2	25	25	—	—	—
5	PRODUZ. E DISTRIBUZ. DI ENERGIA ELET- TRICA E GAS, DISTRIBUZIONE DI ACQUA	—	—	1	2	2	—	—	—	1	6	6	—	—	—	—	—	—
5.01	Prod. e distrib. di energia elettrica	—	—	1	2	2	—	—	—	1	6	6	—	—	—	—	—	—
5.02	Prod. e distribuzione di gas.	—	—	—	—	—	—	—	—	—	—	—	—	—	—	—	—	—
5.03	Distribuzione di acqua	—	—	—	—	—	—	—	—	—	—	—	—	—	—	—	—	—
6	COMMERCIO	2.805	2.805	2.293	4.586	4.586	723	2.477	2.477	79	562	562	15	192	192	10	288	288
6.01	Commercio all'ingrosso	118	118	79	158	158	51	195	195	21	149	149	3	42	42	8	245	245
6.01 A	Prodotti agricoli e alimentari	70	70	44	88	88	28	110	110	9	65	65	2	31	31	4	98	98
6.01 B	Materie prime e ausil. non alimentari	37	37	24	48	48	11	40	40	5	37	37	1	11	11	3	115	115
6.01 C	Prodotti industriali non alimentari . .	11	11	11	22	22	12	45	45	7	47	47	—	—	—	1	32	32
6.02	Comm. al minuto generi alimentari	620	620	806	1.612	1.612	206	670	670	14	99	99	1	20	20	1	22	22
6.03	Comm. al minuto prodotti tessili e arti- coli di vestiario e abbigliamento	390	390	294	588	588	99	346	346	8	56	56	1	11	11	—	—	—
6.04	Comm. al minuto prodotti meccanici . . .	291	291	233	466	466	96	334	334	14	100	100	3	37	37	1	21	21
6.05	Comm. al minuto generi diversi, alim. e non alimentari.	143	143	208	416	416	64	203	203	2	13	13	—	—	—	—	—	—
6.06	Commercio ambulante	777	777	252	504	504	40	134	134	—	—	—	—	—	—	—	—	—
6.07	Alberghi e pubblici esercizi	429	429	413	826	826	165	587	587	20	145	145	6	71	71	—	—	—
6.08	Attività ausiliarie del commercio.	37	37	8	16	16	2	8	8	—	—	—	1	11	11	—	—	—
7	TRASPORTI E COMUNICAZIONI.	464	464	146	292	292	60	209	209	11	72	72	2	26	26	1	23	3
7.01	Trasporti ferrov. e tramv. extraurbani . .	—	—	—	—	—	—	—	—	—	—	—	—	—	—	—	—	—
7.02	Trasporti extraurbani su strada	277	277	103	206	206	46	164	164	8	53	53	2	26	26	—	—	—
7.03	Trasporti urbani	143	143	25	50	50	4	12	12	2	12	12	—	—	—	—	—	—
7.04	Trasporti lacuali e fluviali.	—	—	—	—	—	—	—	—	—	—	—	—	—	—	—	—	—
7.05	Trasporti marittimi.	—	—	—	—	—	—	—	—	—	—	—	—	—	—	1	23	3
7.06	Trasporti aerei.	—	—	—	—	—	—	—	—	—	—	—	—	—	—	—	—	—
7.07	Attività ausiliarie dei trasporti	40	40	13	26	26	7	23	23	1	7	7	—	—	—	—	—	—
7.08	Comunicazioni	4	4	5	10	10	3	10	10	—	—	—	—	—	—	—	—	—
8	CREDITO, ASSICURAZ. E GESTIONI FINANZ.	26	26	8	16	16	8	28	28	1	6	6	—	—	—	—	—	—
8.01	Credito	10	10	—	—	—	—	—	—	—	—	—	—	—	—	—	—	—
8.02	Assicurazione	14	14	6	12	12	7	25	25	1	6	6	—	—	—	—	—	—
8.03	Gestioni finanziarie.	2	2	2	4	4	1	3	3	—	—	—	—	—	—	—	—	—
9	SERVIZI E ATTIVITÀ SOCIALI VARIE	413	413	193	386	386	96	334	334	8	58	58	2	23	23	—	—	—
9.01	Servizi per l'igiene e la pulizia	365	365	149	298	298	68	236	236	6	45	45	2	23	23	—	—	—
9.02	Servizi dello spettacolo	6	6	7	14	14	9	34	34	2	13	13	—	—	—	—	—	—
9.03	Servizi sanitari.	37	37	34	68	68	18	61	61	—	—	—	—	—	—	—	—	—
9.03 A	Servizi sanitari privati	37	37	34	68	68	18	61	61	—	—	—	—	—	—	—	—	—
9.04	Servizi privati per l'istruzione e la for- mazione professionale.	3	3	3	6	6	—	—	—	—	—	—	—	—	—	—	—	—
9.08	Servizi vari, non altrove classificati . .	2	2	—	—	—	1	3	3	—	—	—	—	—	—	—	—	—
	TOTALE	5.992	5.992	3.431	6.862	6.862	1.487	5.240	5.238	352	2.634	2.634	158	2.235	2.235	66	2.041	2.006

per numero di addetti

INDIVIDUALI

CON ADDETTI

CON ADDETTI																		TOTALE			N classi- fica- zione	
51-100			101-250			251-500			501-1000			1001-2000			oltre 2000			Im- prese	Addetti			
Im- prese	Addetti		Im- prese	Addetti		Im- prese	Addetti		Im- prese	Addetti		Im- prese	Addetti		Im- prese	Addetti			Im- prese	To- tale		in unità locali situa- te nella pro- vincia
	To- tale	in unità locali situa- te nella pro- vincia		To- tale	in unità locali situa- te nella pro- vincia		To- tale	in unità locali situa- te nella pro- vincia		To- tale	in unità locali situa- te nella pro- vincia		To- tale	in unità locali situa- te nella pro- vincia		To- tale	in unità locali situa- te nella pro- vincia	To- tale				
---	---	---	---	---	---	---	---	---	---	---	---	---	---	---	---	---	---	16	24	24	3.20	
---	---	---	---	---	---	---	---	---	---	---	---	---	---	---	---	---	---	---	---	---	3.21	
---	---	---	---	---	---	---	---	---	---	---	---	---	---	---	---	---	---	2	7	7	3.22	
---	---	---	---	---	---	---	---	---	---	---	---	---	---	---	---	---	---	20	75	75	3.23	
---	---	---	---	---	---	---	---	---	---	---	---	---	---	---	---	---	---	41	72	70	3.24	
---	---	---	---	---	---	---	---	---	---	---	---	---	---	---	---	---	---	2	22	22	3.25	
---	---	---	---	---	---	---	---	---	---	---	---	---	---	---	---	---	---	6	11	11	3.26	
9	552	460	4	455	401	1	325	318	---	---	---	---	---	---	---	---	294	3.784	3.616	4		
9	552	460	4	455	401	1	325	318	---	---	---	---	---	---	---	---	281	3.717	3.549	4.01		
---	---	---	---	---	---	---	---	---	---	---	---	---	---	---	---	---	---	13	67	67	4.02	
---	---	---	---	---	---	---	---	---	---	---	---	---	---	---	---	---	---	2	8	8	5	
---	---	---	---	---	---	---	---	---	---	---	---	---	---	---	---	---	---	2	8	8	5.01	
---	---	---	---	---	---	---	---	---	---	---	---	---	---	---	---	---	---	---	---	5.02		
---	---	---	---	---	---	---	---	---	---	---	---	---	---	---	---	---	---	---	---	5.03		
---	---	---	---	---	---	1	283	283	---	---	---	---	---	---	---	---	---	5.926	11.193	11.193	6	
---	---	---	---	---	---	1	283	283	---	---	---	---	---	---	---	---	---	281	1.190	1.190	6.01	
---	---	---	---	---	---	7	283	283	---	---	---	---	---	---	---	---	---	158	745	745	6.01 A	
---	---	---	---	---	---	---	---	---	---	---	---	---	---	---	---	---	---	81	288	288	6.01 B	
---	---	---	---	---	---	---	---	---	---	---	---	---	---	---	---	---	---	42	157	157	6.01 C	
---	---	---	---	---	---	---	---	---	---	---	---	---	---	---	---	---	---	1.648	3.043	3.043	6.02	
---	---	---	---	---	---	---	---	---	---	---	---	---	---	---	---	---	---	792	1.391	1.391	6.03	
---	---	---	---	---	---	---	---	---	---	---	---	---	---	---	---	---	---	638	1.249	1.249	6.04	
---	---	---	---	---	---	---	---	---	---	---	---	---	---	---	---	---	---	417	775	775	6.05	
---	---	---	---	---	---	---	---	---	---	---	---	---	---	---	---	---	---	1.069	1.415	1.415	6.06	
---	---	---	---	---	---	---	---	---	---	---	---	---	---	---	---	---	---	1.033	2.058	2.058	6.07	
---	---	---	---	---	---	---	---	---	---	---	---	---	---	---	---	---	---	48	72	72	6.08	
1	55	55	---	---	---	---	---	---	---	---	---	---	---	---	---	---	685	1.141	1.121	7		
---	---	---	---	---	---	---	---	---	---	---	---	---	---	---	---	---	---	---	---	7.01		
1	55	55	---	---	---	---	---	---	---	---	---	---	---	---	---	---	---	437	781	781	7.02	
---	---	---	---	---	---	---	---	---	---	---	---	---	---	---	---	---	---	---	174	217	217	7.03
---	---	---	---	---	---	---	---	---	---	---	---	---	---	---	---	---	---	---	---	7.04		
---	---	---	---	---	---	---	---	---	---	---	---	---	---	---	---	---	---	1	23	3	7.05	
---	---	---	---	---	---	---	---	---	---	---	---	---	---	---	---	---	---	---	---	7.06		
---	---	---	---	---	---	---	---	---	---	---	---	---	---	---	---	---	---	61	96	96	7.07	
---	---	---	---	---	---	---	---	---	---	---	---	---	---	---	---	---	---	---	12	24	24	7.08
---	---	---	---	---	---	---	---	---	---	---	---	---	---	---	---	---	---	43	76	76	8	
---	---	---	---	---	---	---	---	---	---	---	---	---	---	---	---	---	---	10	10	10	8.01	
---	---	---	---	---	---	---	---	---	---	---	---	---	---	---	---	---	---	28	57	57	8.02	
---	---	---	---	---	---	---	---	---	---	---	---	---	---	---	---	---	---	5	9	9	8.03	
---	---	---	---	---	---	---	---	---	---	---	---	---	---	---	---	---	---	712	1.214	1.214	9	
---	---	---	---	---	---	---	---	---	---	---	---	---	---	---	---	---	---	590	967	967	9.01	
---	---	---	---	---	---	---	---	---	---	---	---	---	---	---	---	---	---	24	67	67	9.02	
---	---	---	---	---	---	---	---	---	---	---	---	---	---	---	---	---	---	89	166	166	9.03	
---	---	---	---	---	---	---	---	---	---	---	---	---	---	---	---	---	---	89	166	166	9.03 A	
---	---	---	---	---	---	---	---	---	---	---	---	---	---	---	---	---	---	6	9	9	9.04	
---	---	---	---	---	---	---	---	---	---	---	---	---	---	---	---	---	---	3	5	5	9.08	
20	1.234	1.142	6	792	738	2	608	601	---	---	---	---	---	---	---	---	11.514	27.638	27.448			

per numero di addetti

ED ENTI

CON ADDETTI

51-100			101-250			251-500			501-1000			1001-2000			oltre 2000			TOTALE			N classi- fica- zione
Im- prese	Addetti		Im- prese	Addetti		Im- prese	Addetti		Im- prese	Addetti		Im- prese	Addetti		Im- prese	Addetti		Im- prese	Addetti		
	To- tale	in unità locali situa- te nella pro- vincia		To- tale	in unità locali situa- te nella pro- vincia		To- tale	in unità locali situa- te nella pro- vincia		To- tale	in unità locali situa- te nella pro- vincia		To- tale	in unità locali situa- te nella pro- vincia		To- tale	in unità locali situa- te nella pro- vincia		To- tale	in unità locali situa- te nella pro- vincia	
—	—	—	1	231	231	—	—	—	—	—	—	—	—	—	—	—	—	178	987	987	1
—	—	—	—	—	—	—	—	—	—	—	—	—	—	—	—	—	—	3	23	23	1.03
—	—	—	—	—	—	—	—	—	—	—	—	—	—	—	—	—	—	74	406	406	1.04
—	—	—	—	—	—	—	—	—	—	—	—	—	—	—	—	—	—	74	406	406	1.04 A
—	—	—	1	231	231	—	—	—	—	—	—	—	—	—	—	—	—	74	406	406	1.04 B
—	—	—	—	—	—	—	—	—	—	—	—	—	—	—	—	—	—	101	558	558	1.05
—	—	—	—	—	—	—	—	—	—	—	—	—	—	—	—	—	—	3	12	12	1.05 A
—	—	—	1	231	231	—	—	—	—	—	—	—	—	—	—	—	—	95	311	311	1.05 B
—	—	—	—	—	—	—	—	—	—	—	—	—	—	—	—	—	—	3	235	235	1.05 C
—	—	—	—	—	—	—	—	—	—	—	—	—	—	—	—	—	—	15	83	83	2
—	—	—	—	—	—	—	—	—	—	—	—	—	—	—	—	—	—	—	—	—	2.01
—	—	—	—	—	—	—	—	—	—	—	—	—	—	—	—	—	—	—	—	—	2.02
—	—	—	—	—	—	—	—	—	—	—	—	—	—	—	—	—	—	—	—	—	2.03
—	—	—	—	—	—	—	—	—	—	—	—	—	—	—	—	—	—	15	83	83	2.04
—	—	—	—	—	—	—	—	—	—	—	—	—	—	—	—	—	—	10	55	55	2.04 A
—	—	—	—	—	—	—	—	—	—	—	—	—	—	—	—	—	—	5	28	28	2.04 B
16	1.015	1.015	8	1.168	1.168	1	280	280	—	—	—	—	—	—	—	—	—	460	5.931	5.931	3
1	53	53	—	—	—	—	—	—	—	—	—	—	—	—	—	—	—	77	424	424	3.01
—	—	—	—	—	—	—	—	—	—	—	—	—	—	—	—	—	—	57	249	249	3.01 A
1	53	53	—	—	—	—	—	—	—	—	—	—	—	—	—	—	—	2	6	6	3.01 B
—	—	—	—	—	—	—	—	—	—	—	—	—	—	—	—	—	—	3	85	85	3.01 C
—	—	—	—	—	—	—	—	—	—	—	—	—	—	—	—	—	—	2	40	40	3.01 D
—	—	—	—	—	—	—	—	—	—	—	—	—	—	—	—	—	—	6	14	14	3.01 E
—	—	—	—	—	—	—	—	—	—	—	—	—	—	—	—	—	—	1	3	3	3.01 F
—	—	—	—	—	—	—	—	—	—	—	—	—	—	—	—	—	—	1	8	8	3.01 G
—	—	—	—	—	—	—	—	—	—	—	—	—	—	—	—	—	—	3	11	11	3.01 H
—	—	—	—	—	—	—	—	—	—	—	—	—	—	—	—	—	—	2	8	8	3.01 I
—	—	—	—	—	—	—	—	—	—	—	—	—	—	—	—	—	—	1	2	2	3.02
—	—	—	—	—	—	—	—	—	—	—	—	—	—	—	—	—	—	1	10	10	3.03
—	—	—	—	—	—	—	—	—	—	—	—	—	—	—	—	—	—	—	—	—	3.03 A
—	—	—	—	—	—	—	—	—	—	—	—	—	—	—	—	—	—	1	10	10	3.03 B
—	—	—	—	—	—	—	—	—	—	—	—	—	—	—	—	—	—	—	—	—	3.03 C
—	—	—	1	193	193	—	—	—	—	—	—	—	—	—	—	—	—	5	264	264	3.04
1	82	82	—	—	—	—	—	—	—	—	—	—	—	—	—	—	—	7	142	142	3.05
1	82	82	—	—	—	—	—	—	—	—	—	—	—	—	—	—	—	—	—	—	3.05 A
—	—	—	—	—	—	—	—	—	—	—	—	—	—	—	—	—	—	7	142	142	3.05 B
—	—	—	2	292	292	—	—	—	—	—	—	—	—	—	—	—	—	10	327	327	3.06
—	—	—	—	—	—	—	—	—	—	—	—	—	—	—	—	—	—	6	43	43	3.07
—	—	—	—	—	—	—	—	—	—	—	—	—	—	—	—	—	—	2	4	4	3.08
5	273	273	2	256	256	—	—	—	—	—	—	—	—	—	—	—	—	94	1.579	1.579	3.09
—	—	—	—	—	—	—	—	—	—	—	—	—	—	—	—	—	—	71	432	432	3.10
—	—	—	—	—	—	—	—	—	—	—	—	—	—	—	—	—	—	66	403	403	3.10 A
—	—	—	—	—	—	—	—	—	—	—	—	—	—	—	—	—	—	5	29	29	3.10 B
—	—	—	—	—	—	—	—	—	—	—	—	—	—	—	—	—	—	—	—	—	3.11
2	140	140	—	—	—	—	—	—	—	—	—	—	—	—	—	—	—	12	280	280	3.12
—	—	—	—	—	—	—	—	—	—	—	—	—	—	—	—	—	—	3	70	70	3.12 A
—	—	—	—	—	—	—	—	—	—	—	—	—	—	—	—	—	—	—	—	—	3.12 B
1	52	52	—	—	—	—	—	—	—	—	—	—	—	—	—	—	—	1	52	52	3.12 C
1	88	88	—	—	—	—	—	—	—	—	—	—	—	—	—	—	—	2	103	103	3.12 D
—	—	—	—	—	—	—	—	—	—	—	—	—	—	—	—	—	—	5	49	49	3.12 E
—	—	—	—	—	—	—	—	—	—	—	—	—	—	—	—	—	—	1	6	6	3.12 F
—	—	—	—	—	—	—	—	—	—	—	—	—	—	—	—	—	—	3	29	29	3.13
—	—	—	—	—	—	—	—	—	—	—	—	—	—	—	—	—	—	—	—	—	3.14
—	—	—	—	—	—	—	—	—	—	—	—	—	—	—	—	—	—	91	463	463	3.15
1	64	64	1	119	119	1	280	280	—	—	—	—	—	—	—	—	—	3	463	463	3.16
6	403	403	2	308	308	—	—	—	—	—	—	—	—	—	—	—	—	51	1.227	1.227	3.17
—	—	—	—	—	—	—	—	—	—	—	—	—	—	—	—	—	—	2	9	9	3.18
—	—	—	—	—	—	—	—	—	—	—	—	—	—	—	—	—	—	—	—	—	3.19

N classi- fica- zione	RAMI, CLASSI E SOTTOCLASSI DI ATTIVITÀ ECONOMICA	I M P R E S E																
		1		2			3-5			6-10			11-20			21-50		
		Im- prese	Ad- detti	Im- prese	Addetti		Im- prese	Addetti		Im- prese	Addetti		Im- prese	Addetti		Im- prese	Addetti	
					To- tale	in unità locali situa- te nella pro- vincia		To- tale	in unità locali situa- te nella pro- vincia		To- tale	in unità locali situa- te nella pro- vincia		To- tale	in unità locali situa- te nella pro- vincia		To- tale	in unità locali situa- te nella pro- vincia
3.20	Industrie della gomma elastica	—	—	—	—	—	—	1	4	4	—	—	—	—	—	—	—	—
3.21	Prod. della cellulosa per tessuti, delle fibre tessili artificiali e sintetiche . .	—	—	—	—	—	—	—	—	—	—	—	—	—	—	—	—	—
3.22	Industrie della carta e della cartotecnica	—	—	1	2	2	—	—	—	—	—	1	19	19	1	48	48	—
3.23	Industrie poligrafiche ed editoriali . . .	—	—	1	2	2	5	20	20	5	41	41	3	45	45	—	—	—
3.24	Industrie foto-fono-cinematografiche . .	1	1	1	2	2	1	3	3	—	—	—	—	—	—	—	—	—
3.25	Prod. oggetti in materie plastiche . . .	—	—	—	—	—	—	—	—	1	6	6	—	—	—	—	—	—
3.26	Industrie manifatturiere varie	—	—	—	—	—	—	—	—	1	8	8	—	—	—	1	32	32
4	Costruzioni e install. di impianti . . .	1	1	7	14	14	9	34	34	15	125	125	11	166	166	8	244	244
4.01	Costruzioni	1	1	6	12	12	9	34	34	14	116	116	11	166	166	8	244	244
4.02	Installazione impianti.	—	—	1	2	2	—	—	—	1	9	9	—	—	—	—	—	—
5	Prod. e distrib. di energia elet- trica e gas, distribuzione di acqua	6	6	15	30	30	19	76	76	3	19	19	3	38	38	1	50	50
5.01	Prod. e distrib. di energia elettrica	1	1	3	6	6	—	—	—	—	—	—	1	16	16	—	—	—
5.02	Prod. e distribuzione di gas.	—	—	—	—	—	—	—	—	—	—	—	—	—	—	1	50	50
5.03	Distribuzione di acqua	5	5	12	24	24	19	76	76	3	19	19	2	22	22	—	—	—
6	Commercio	37	37	90	180	180	70	259	259	36	262	262	15	211	211	3	84	84
6.01	Commercio all'ingrosso	2	2	7	14	14	14	59	59	11	80	80	9	129	129	2	56	56
6.01 A	Prodotti agricoli e alimentari	2	2	4	8	8	9	37	37	6	45	45	3	38	38	1	24	24
6.01 B	Materie prime e ausil. non alimentari	—	—	1	2	2	3	14	14	3	23	23	4	56	56	1	32	32
6.01 C	Prodotti industriali non alimentari	—	—	2	4	4	2	8	8	2	12	12	2	35	35	—	—	—
6.02	Comm. al minuto generi alimentari . . .	6	6	21	42	42	18	63	63	9	63	63	2	31	31	—	—	—
6.03	Comm. al minuto prodotti tessili e arti- coli di vestiario e abbigliamento . . .	1	1	13	26	26	10	35	35	3	19	19	—	—	—	—	—	—
6.04	Comm. al minuto prod. meccanici	9	9	22	44	44	15	58	58	5	41	41	2	26	26	1	28	28
6.05	Comm. al minuto generi diversi, alim. e non alimentari.	3	3	8	16	16	2	6	6	2	16	16	—	—	—	—	—	—
6.06	Commercio ambulante	—	—	—	—	—	—	—	—	—	—	—	—	—	—	—	—	—
6.07	Alberghi e pubblici esercizi	16	16	19	38	38	8	27	27	6	43	43	2	25	25	—	—	—
6.08	Attività ausiliarie del commercio . . .	—	—	—	—	—	3	11	11	—	—	—	—	—	—	—	—	—
7	Trasporti e comunicazioni.	7	7	52	104	104	25	92	92	7	47	47	—	—	—	4	100	80
7.01	Trasporti ferrov. e tramv. extraurbani	—	—	—	—	—	—	—	—	—	—	—	—	—	—	—	—	—
7.02	Trasporti extraurbani su strada	6	6	46	92	92	18	64	64	7	47	47	—	—	—	2	52	52
7.03	Trasporti urbani	—	—	5	10	10	2	7	7	—	—	—	—	—	—	—	—	—
7.04	Trasporti lacuali e fluviali.	—	—	—	—	—	—	—	—	—	—	—	—	—	—	—	—	—
7.05	Trasporti marittimi.	—	—	—	—	—	—	—	—	—	—	—	—	—	—	1	23	3
7.06	Trasporti aerei.	—	—	—	—	—	—	—	—	—	—	—	—	—	—	—	—	—
7.07	Attività ausiliarie dei trasporti	1	1	1	2	2	5	21	21	—	—	—	—	—	—	1	25	25
7.08	Comunicazioni	—	—	—	—	—	—	—	—	—	—	—	—	—	—	—	—	—
8	Credito, assicuraz. e gestioni finanz.	1	1	3	6	6	12	41	41	4	28	28	1	12	12	—	—	—
8.01	Credito	1	1	2	4	4	9	32	32	3	21	21	1	12	12	—	—	—
8.02	Assicurazione	—	—	—	—	—	3	9	9	1	7	7	—	—	—	—	—	—
8.03	Gestioni finanziarie.	—	—	1	2	2	—	—	—	—	—	—	—	—	—	—	—	—
9	Servizi e attività sociali varie	1	1	35	70	70	23	76	76	11	87	87	2	23	23	1	21	21
9.01	Servizi per l'igiene e la pulizia	—	—	27	54	54	15	49	49	3	24	24	1	12	12	—	—	—
9.02	Servizi dello spettacolo	1	1	5	10	10	6	19	19	6	50	50	—	—	—	1	21	21
9.03	Servizi sanitari.	—	—	3	6	6	2	8	8	2	13	13	—	—	—	—	—	—
9.03 A	Servizi sanitari privati	—	—	3	6	6	2	8	8	2	13	13	—	—	—	—	—	—
9.04	Servizi privati per l'istruzione e la for- mazione professionale.	—	—	—	—	—	—	—	—	—	—	—	1	11	11	—	—	—
9.08	Servizi vari, non altrove classificati . .	—	—	—	—	—	—	—	—	—	—	—	—	—	—	—	—	—
	TOTALE	75	75	350	700	700	384	1.431	1.431	207	1.554	1.554	93	1.317	1.317	56	1.782	1.762

per numero di addetti

ED ENTI

CON ADDETTI

CON ADDETTI																		TOTALE			N classi- fica- zione
51-100			101-250			251-500			501-1000			1001-2000			oltre 2000			Addetti			
Im- prese	Addetti		Im- prese	Addetti		Im- prese	Addetti		Im- prese	Addetti		Im- prese	Addetti		Im- prese	Addetti		Im- prese	Addetti		
	To- tale	in unità locali situa- te nella pro- vincia		To- tale	in unità locali situa- te nella pro- vincia		To- tale	in unità locali situa- te nella pro- vincia		To- tale	in unità locali situa- te nella pro- vincia		To- tale	in unità locali situa- te nella pro- vincia		To- tale	in unità locali situa- te nella pro- vincia		To- tale	in unità locali situa- te nella pro- vincia	
—	—	—	—	—	—	—	—	—	—	—	—	—	—	—	—	—	—	1	4	4	3.20
—	—	—	—	—	—	—	—	—	—	—	—	—	—	—	—	—	—	—	—	—	3.21
—	—	—	—	—	—	—	—	—	—	—	—	—	—	—	—	—	—	3	69	69	3.22
—	—	—	—	—	—	—	—	—	—	—	—	—	—	—	—	—	—	14	108	108	3.23
—	—	—	—	—	—	—	—	—	—	—	—	—	—	—	—	—	—	3	6	6	3.24
—	—	—	—	—	—	—	—	—	—	—	—	—	—	—	—	—	—	1	6	6	3.25
—	—	—	—	—	—	—	—	—	—	—	—	—	—	—	—	—	—	2	40	40	3.26
2	139	139	1	174	174	1	405	405	—	—	—	—	—	—	—	—	55	1.302	1.302	4	
2	139	139	1	174	174	1	405	405	—	—	—	—	—	—	—	—	53	1.291	1.291	4.01	
—	—	—	—	—	—	—	—	—	—	—	—	—	—	—	—	—	—	2	11	11	4.02
2	157	157	—	—	—	—	—	—	—	—	—	—	—	—	—	—	49	376	376	5	
—	—	—	—	—	—	—	—	—	—	—	—	—	—	—	—	—	5	23	23	5.01	
—	—	—	—	—	—	—	—	—	—	—	—	—	—	—	—	—	1	50	50	5.02	
2	157	157	—	—	—	—	—	—	—	—	—	—	—	—	—	—	43	303	303	5.03	
3	229	229	—	—	—	—	—	—	—	—	—	—	—	—	—	—	254	1.262	1.262	6	
1	85	85	—	—	—	—	—	—	—	—	—	—	—	—	—	—	46	425	425	6.01	
1	85	85	—	—	—	—	—	—	—	—	—	—	—	—	—	—	25	154	154	6.01 A	
—	—	—	—	—	—	—	—	—	—	—	—	—	—	—	—	—	13	212	212	6.01 B	
—	—	—	—	—	—	—	—	—	—	—	—	—	—	—	—	—	8	59	59	6.01 C	
2	144	144	—	—	—	—	—	—	—	—	—	—	—	—	—	—	58	349	349	6.02	
—	—	—	—	—	—	—	—	—	—	—	—	—	—	—	—	—	27	81	81	6.03	
—	—	—	—	—	—	—	—	—	—	—	—	—	—	—	—	—	54	206	206	6.04	
—	—	—	—	—	—	—	—	—	—	—	—	—	—	—	—	—	15	41	41	6.05	
—	—	—	—	—	—	—	—	—	—	—	—	—	—	—	—	—	—	—	—	6.06	
—	—	—	—	—	—	—	—	—	—	—	—	—	—	—	—	—	51	149	149	6.07	
—	—	—	—	—	—	—	—	—	—	—	—	—	—	—	—	—	3	11	11	6.08	
3	234	156	—	—	—	—	—	—	—	—	—	—	—	—	—	—	98	584	486	7	
—	—	—	—	—	—	—	—	—	—	—	—	—	—	—	—	—	—	—	—	7.01	
1	58	38	—	—	—	—	—	—	—	—	—	—	—	—	—	—	80	319	299	7.02	
—	—	—	—	—	—	—	—	—	—	—	—	—	—	—	—	—	7	17	17	7.03	
—	—	—	—	—	—	—	—	—	—	—	—	—	—	—	—	—	—	—	—	7.04	
2	176	118	—	—	—	—	—	—	—	—	—	—	—	—	—	—	3	199	121	7.05	
—	—	—	—	—	—	—	—	—	—	—	—	—	—	—	—	—	—	—	—	7.06	
—	—	—	—	—	—	—	—	—	—	—	—	—	—	—	—	—	8	49	49	7.07	
—	—	—	—	—	—	—	—	—	—	—	—	—	—	—	—	—	—	—	—	7.08	
2	172	172	—	—	—	1	292	292	—	—	—	—	—	—	—	—	24	552	552	8	
2	172	172	—	—	—	1	292	292	—	—	—	—	—	—	—	—	19	534	534	8.01	
—	—	—	—	—	—	—	—	—	—	—	—	—	—	—	—	—	4	16	16	8.02	
—	—	—	—	—	—	—	—	—	—	—	—	—	—	—	—	—	1	2	2	8.03	
—	—	—	—	—	—	—	—	—	—	—	—	—	—	—	—	—	73	278	278	9	
—	—	—	—	—	—	—	—	—	—	—	—	—	—	—	—	—	46	139	139	9.01	
—	—	—	—	—	—	—	—	—	—	—	—	—	—	—	—	—	19	101	101	9.02	
—	—	—	—	—	—	—	—	—	—	—	—	—	—	—	—	—	7	27	27	9.03	
—	—	—	—	—	—	—	—	—	—	—	—	—	—	—	—	—	7	27	27	9.03 A	
—	—	—	—	—	—	—	—	—	—	—	—	—	—	—	—	—	1	11	11	9.04	
—	—	—	—	—	—	—	—	—	—	—	—	—	—	—	—	—	—	—	—	9.08	
28	1.946	1.868	10	1.573	1.573	3	977	977	—	—	—	—	—	—	—	—	1.206	11.355	11.257		

Segue Tav. 5 — Unità locali per tipo

N classi- fica- zione	RAMI, CLASSI E SOTTOCLASSI DI ATTIVITÀ ECONOMICA	UNITÀ LOCALI OPERATIVE				UNITÀ LOCALI AMMINISTRATIVE		T O T A L E	
		Totale		artigiane		Unità locali	Addetti	Unità locali	Addetti
		Unità locali	Addetti	Unità locali	Addetti				
3.20	Industrie della gomma elastica	17	27	17	27	—	—	17	27
3.21	Produtz. della cellulosa per tessuti, delle fibre tessili artificiali e sintetiche . . .	—	—	—	—	—	—	—	—
3.22	Industrie della carta e della cartotecnica	5	76	3	9	—	—	5	76
3.23	Industrie poligrafiche ed editoriali . . .	36	206	26	98	—	—	36	206
3.24	Industrie foto-fono-cinematografiche . .	46	77	43	72	—	—	46	77
3.25	Produtz. oggetti in materie plastiche . .	3	28	2	23	—	—	3	28
3.26	Industrie manifatturiere varie	8	51	7	19	—	—	8	51
4	COSTRUZIONI E INSTALL. DI IMPIANTI .	441	4.448	183	829	39	119	480	4.567
4.01	Costruzioni	423	4.271	171	776	39	119	462	4.390
4.02	Installazione impianti.	18	177	12	53	—	—	18	177
5	PRODUTZ. E DISTRIBUZ. DI ENERGIA ELET- TRICA E GAS, DISTRIBUZIONE DI ACQUA	71	360	—	—	—	—	71	360
5.01	Produtz. e distribuz. di energia elettrica	21	131	—	—	—	—	21	131
5.02	Produtz. e distribuzione di gas.	2	59	—	—	—	—	2	59
5.03	Distribuzione di acqua	48	170	—	—	—	—	48	170
6	COMMERCIO	6.495	12.737	—	—	5	22	6.500	12.759
6.01	Commercio all'ingrosso	375	1.779	—	—	—	—	375	1.779
6.01 A	Prodotti agricoli e alimentari	203	979	—	—	—	—	203	979
6.01 B	Materie prime e ausil. non alimentari	105	495	—	—	—	—	105	495
6.01 C	Prodotti industriali non alimentari . .	67	305	—	—	—	—	67	305
6.02	Comm. al minuto generi alimentari . . .	1.806	3.321	—	—	3	15	1.809	3.336
6.03	Comm. al minuto prodotti tessili e arti- coli di vestiario e abbigliamento . . .	855	1.591	—	—	—	—	855	1.591
6.04	Comm. al minuto prodotti meccanici. .	749	1.479	—	—	1	3	750	1.482
6.05	Comm. al minuto generi diversi, alim. e non alimentari.	444	817	—	—	—	—	444	817
6.06	Commercio ambulante	1.069	1.415	—	—	—	—	1.069	1.415
6.07	Alberghi e pubblici esercizi	1.138	2.228	—	—	—	—	1.138	2.228
6.08	Attività ausiliarie del commercio. . . .	59	107	—	—	1	4	60	111
7	TRASPORTI E COMUNICAZIONI.	891	2.541	712	1.132	4	67	895	2.608
7.01	Trasporti ferrov. e tramv. extraurbani	11	273	—	—	—	—	11	273
7.02	Trasporti extraurbani su strada	538	1.101	492	819	1	3	539	1.104
7.03	Trasporti urbani	182	226	162	199	—	—	182	226
7.04	Trasporti lacuali e fluviali.	—	—	—	—	—	—	—	—
7.05	Trasporti marittimi.	3	91	—	—	1	13	4	104
7.06	Trasporti aerei.	—	—	—	—	—	—	—	—
7.07	Attività ausiliarie dei trasporti	74	145	58	114	1	2	75	147
7.08	Comunicazioni	83	705	—	—	1	49	84	754
8	CREDITO, ASSICURAZ. E GESTIONI FINANZ.	234	950	—	—	—	—	234	950
8.01	Credito	104	614	—	—	—	—	104	614
8.02	Assicurazione	36	81	—	—	—	—	36	81
8.03	Gestioni finanziarie.	94	255	—	—	—	—	94	255
9	SERVIZI E ATTIVITÀ SOCIALI VARIE . .	845	1.696	619	1.021	1	2	846	1.698
9.01	Servizi per l'igiene e la pulizia	689	1.300	619	1.021	1	2	690	1.302
9.02	Servizi dello spettacolo	47	176	—	—	—	—	47	176
9.03	Servizi sanitari.	99	195	—	—	—	—	99	195
9.03 A	Servizi sanitari privati	99	195	—	—	—	—	99	195
9.04	Servizi privati per l'istruzione e la for- mazione professionale.	7	20	—	—	—	—	7	20
9.08	Servizi vari, non altrove classificati . .	3	5	—	—	—	—	3	5
	TOTALE	13.690	41.576	5.676	12.698	54	227	13.744	41.803

N classi- fica- zione	RAMI, CLASSI E SOTTOCLASSI DI ATTIVITÀ ECONOMICA	UNITÀ LOCALI											
		1		2		3-5		6-10		11-20		21-50	
		Unità locali	Ad- detti	Unità locali	Ad- detti	Unità locali	Ad- detti	Unità locali	Ad- detti	Unità locali	Ad- detti	Unità locali	Ad- detti
3.20	Industrie della gomma elastica	9	9	7	14	1	4	—	—	—	—	—	—
3.21	Produz. della cellulosa per tessuti, delle fibre tessili artificiali e sintetiche . .	—	—	—	—	—	—	—	—	—	—	—	—
3.22	Industria della carta e della cartotecnica	—	—	2	4	1	5	—	—	1	19	1	48
3.23	Industrie poligrafiche ed editoriali . . .	10	10	3	6	10	39	7	58	5	70	1	23
3.24	Industrie foto-fono-cinematografiche . .	24	24	15	30	7	23	—	—	—	—	—	—
3.25	Produz. oggetti in materie plastiche . .	—	—	—	—	1	5	1	6	1	17	—	—
3.26	Industrie manifatturiere varie	4	4	1	2	1	5	1	8	—	—	1	32
4	Costruzioni e install. di impianti . . .	83	83	43	86	101	400	116	935	98	1.376	27	771
4.01	Costruzioni	80	80	39	78	99	393	111	891	96	1.351	26	750
4.02	Installazione impianti.	3	3	4	8	2	7	5	44	2	25	1	21
5	Produz. e distribuz. di energia elet- trica e gas, distribuzione di acqua	13	13	35	70	10	33	1	6	9	116	3	122
5.01	Produz. e distribuz. di energia elettrica	5	5	7	14	1	3	1	6	6	79	1	24
5.02	Produz. e distribuzione di gas.	—	—	—	—	—	—	—	—	1	11	1	48
5.03	Distribuzione di acqua	8	8	28	56	9	30	—	—	2	26	1	50
6	Commercio	3.038	3.038	2.482	4.964	811	2.774	118	862	26	357	15	434
6.01	Commercio all'ingrosso	126	126	99	198	80	305	41	303	15	225	13	389
6.01 A	Prodotti agricoli e alimentari	73	73	54	108	42	162	20	147	7	100	6	156
6.01 B	Materie prime e ausil. non alimentari	38	38	27	54	19	72	10	79	6	90	5	162
6.01 C	Prodotti industriali non alimentari	15	15	18	36	19	71	11	77	2	35	2	71
6.02	Comm. al minuto generi alimentari . . .	679	679	878	1.756	233	763	18	127	1	11	—	—
6.03	Comm. al minuto prodotti tessili e arti- coli di vestiario e abbigliamento. . .	426	426	304	608	114	388	9	61	1	11	—	—
6.04	Comm. al minuto prod. meccanici	343	343	275	550	109	381	20	151	1	12	2	45
6.05	Comm. al minuto generi diversi, alim. e non alimentari.	159	159	221	442	60	187	4	29	—	—	—	—
6.06	Commercio ambulante	777	777	252	504	40	134	—	—	—	—	—	—
6.07	Alberghi e pubblici esercizi	490	490	442	884	167	584	25	185	7	85	—	—
6.08	Attività ausiliarie del commercio. . . .	38	38	11	22	8	32	1	6	1	13	—	—
7	Trasporti e comunicazioni.	508	508	211	422	113	408	37	253	10	144	9	285
7.01	Trasporti ferrov. e tramv. extraurbani .	3	3	1	2	2	10	1	7	—	—	2	65
7.02	Trasporti extraurbani su strada	299	299	153	306	62	221	17	115	4	58	4	105
7.03	Trasporti urbani	150	150	26	52	4	12	2	12	—	—	—	—
7.04	Trasporti lacuali e fluviali.	—	—	—	—	—	—	—	—	—	—	—	—
7.05	Trasporti marittimi.	—	—	—	—	2	6	—	—	1	13	—	—
7.06	Trasporti aerei.	—	—	—	—	—	—	—	—	—	—	—	—
7.07	Attività ausiliarie dei trasporti	45	45	15	30	13	47	—	—	—	—	1	25
7.08	Comunicazioni	11	11	16	32	30	112	17	119	5	73	2	90
8	Credito, assicuraz. e gestioni finanz.	107	107	50	100	44	158	14	107	6	80	7	241
8.01	Credito	34	34	27	54	20	74	9	72	5	62	4	161
8.02	Assicurazione	16	16	6	12	12	40	2	13	—	—	—	—
8.03	Gestioni finanziarie.	57	57	17	34	12	44	3	22	1	18	3	80
9	Servizi e attività sociali varie	454	454	240	480	124	425	22	168	3	35	2	71
9.01	Servizi per l'igiene e la pulizia	400	400	189	378	86	294	11	83	1	11	2	71
9.02	Servizi dello spettacolo	9	9	12	24	15	52	10	78	1	13	—	—
9.03	Servizi sanitari.	40	40	36	72	22	76	1	7	—	—	—	—
9.03 A	Servizi sanitari privati	40	40	36	72	22	76	1	7	—	—	—	—
9.04	Servizi privati per l'istruzione e la for- mazione professionale.	3	3	3	6	—	—	—	—	1	11	—	—
9.08	Servizi vari, non altrove classificati . .	2	2	—	—	1	3	—	—	—	—	—	—
	TOTALE	6.589	6.589	4.007	8.014	1.989	7.089	636	4.806	300	4.253	141	4.360
	UNITÀ LOCALI OPERATIVE	6.575	6.575	3.991	7.982	1.973	7.028	632	4.772	297	4.216	140	4.311
	UNITÀ LOCALI AMMINISTRATIVE	14	14	16	32	16	61	4	34	3	37	1	49

per numero di addetti

CON ADDETTI

CON ADDETTI														UNITÀ LOCALI SENZA ADDETTI	TOTALE		N classi- fica- zione
51-100		101-250		251-500		501-1000		1001-2000		oltre 2000		Totale			Unità locali	Ad- detti	
Unità locali	Ad- detti	Unità locali	Ad- detti	Unità locali	Ad- detti	Unità locali	Ad- detti	Unità locali	Ad- detti	Unità locali	Ad- detti	Unità locali	Ad- detti				
—	—	—	—	—	—	—	—	—	—	—	—	17	27	—	17	27	3.20
—	—	—	—	—	—	—	—	—	—	—	—	—	—	—	—	—	3.21
—	—	—	—	—	—	—	—	—	—	—	—	5	76	—	5	76	3.22
—	—	—	—	—	—	—	—	—	—	—	—	36	206	—	36	206	3.23
—	—	—	—	—	—	—	—	—	—	—	—	46	77	—	46	77	3.24
—	—	—	—	—	—	—	—	—	—	—	—	3	28	—	3	28	3.25
—	—	—	—	—	—	—	—	—	—	—	—	8	51	—	8	51	3.26
9	572	2	344	—	—	—	—	—	—	—	—	479	4.567	1	480	4.567	4
8	503	2	344	—	—	—	—	—	—	—	—	461	4.390	1	462	4.390	4.01
1	69	—	—	—	—	—	—	—	—	—	—	18	177	—	18	177	4.02
—	—	—	—	—	—	—	—	—	—	—	—	71	360	—	71	360	5
—	—	—	—	—	—	—	—	—	—	—	—	21	131	—	21	131	5.01
—	—	—	—	—	—	—	—	—	—	—	—	2	59	—	2	59	5.02
—	—	—	—	—	—	—	—	—	—	—	—	48	170	—	48	170	5.03
1	97	1	233	—	—	—	—	—	—	—	—	6.492	12.759	8	6.500	12.759	6
—	—	1	233	—	—	—	—	—	—	—	—	375	1.779	—	375	1.779	6.01
—	—	1	233	—	—	—	—	—	—	—	—	203	979	—	203	979	6.01 A
—	—	—	—	—	—	—	—	—	—	—	—	105	495	—	105	495	6.01 B
—	—	—	—	—	—	—	—	—	—	—	—	67	305	—	67	305	6.01 C
—	—	—	—	—	—	—	—	—	—	—	—	1.809	3.336	—	1.809	3.336	6.02
1	97	—	—	—	—	—	—	—	—	—	—	855	1.591	—	855	1.591	6.03
—	—	—	—	—	—	—	—	—	—	—	—	750	1.482	—	750	1.482	6.04
—	—	—	—	—	—	—	—	—	—	—	—	444	817	—	444	817	6.05
—	—	—	—	—	—	—	—	—	—	—	—	1.069	1.415	—	1.069	1.415	6.06
—	—	—	—	—	—	—	—	—	—	—	—	1.131	2.228	7	1.138	2.228	6.07
—	—	—	—	—	—	—	—	—	—	—	—	59	111	1	60	111	6.08
3	192	3	396	—	—	—	—	—	—	—	—	894	2.608	1	895	2.608	7
1	52	1	134	—	—	—	—	—	—	—	—	11	273	—	11	273	7.01
—	—	—	—	—	—	—	—	—	—	—	—	539	1.104	—	539	1.104	7.02
—	—	—	—	—	—	—	—	—	—	—	—	182	226	—	182	226	7.03
—	—	—	—	—	—	—	—	—	—	—	—	—	—	—	—	—	7.04
1	85	—	—	—	—	—	—	—	—	—	—	4	104	—	4	104	7.05
—	—	—	—	—	—	—	—	—	—	—	—	—	—	—	—	—	7.06
—	—	—	—	—	—	—	—	—	—	—	—	74	147	1	75	147	7.07
1	55	2	262	—	—	—	—	—	—	—	—	84	754	—	84	754	7.08
1	52	1	105	—	—	—	—	—	—	—	—	230	950	4	234	950	8
1	52	1	105	—	—	—	—	—	—	—	—	101	614	3	104	614	8.01
—	—	—	—	—	—	—	—	—	—	—	—	36	81	—	36	81	8.02
—	—	—	—	—	—	—	—	—	—	—	—	93	255	1	94	255	8.03
1	65	—	—	—	—	—	—	—	—	—	—	846	1.698	—	846	1.698	9
1	65	—	—	—	—	—	—	—	—	—	—	690	1.302	—	690	1.302	9.01
—	—	—	—	—	—	—	—	—	—	—	—	47	176	—	47	176	9.02
—	—	—	—	—	—	—	—	—	—	—	—	99	195	—	99	195	9.03
—	—	—	—	—	—	—	—	—	—	—	—	99	195	—	99	195	9.03 A
—	—	—	—	—	—	—	—	—	—	—	—	7	20	—	7	20	9.04
—	—	—	—	—	—	—	—	—	—	—	—	3	5	—	3	5	9.08
47	3.035	16	2.494	3	1.163	—	—	—	—	—	—	13.728	41.803	16	13.744	41.803	
47	3.035	16	2.494	3	1.163	—	—	—	—	—	—	13.674	41.576	16	13.690	41.576	
—	—	—	—	—	—	—	—	—	—	—	—	54	227	—	54	227	

Segue Tav. 7 — Unità locali con e senza forza motrice

N classi- fica- zione	RAMI, CLASSI E SOTTOCLASSI DI ATTIVITÀ ECONOMICA	UNITÀ LOCALI CON FORZA MOTRICE						UNITÀ LOCALI SENZA FORZA MOTRICE				T O T A L E		
		Totale			artigiane			Totale		artigiane		Unità locali	Ad- detti	Potenza utiliz- zabile HP
		Unità locali	Ad- detti	Potenza utiliz- zabile HP	Unità locali	Ad- detti	Potenza utiliz- zabile HP	Unità locali	Ad- detti	Unità locali	Ad- detti			
3.20	Industrie della gomma elastica	15	25	34	15	25	34	2	2	2	2	17	27	34
3.21	Produtz. della cellulosa per tessili, delle fibre tessili artificiali e sintetiche . .	—	—	—	—	—	—	—	—	—	—	—	—	—
3.22	Industrie della carta e della cartotecnica	3	72	317	1	5	11	2	4	2	4	5	76	317
3.23	Industrie poligrafiche ed editoriali . . .	26	196	407	17	89	63	10	10	9	9	36	206	407
3.24	Industrie foto-fono-cinematografiche . .	3	5	3	2	4	2	43	72	41	68	46	77	3
3.25	Produtz. oggetti in materie plastiche . .	3	28	61	2	23	44	—	—	—	—	3	28	61
3.26	Industrie manifatturiere varie	3	41	59	2	9	38	5	10	5	10	8	51	59
4	Costruzioni e install. di impianti . .	130	1.772	1.537	41	256	168	350	2.795	142	573	480	4.567	1.537
4.01	Costruzioni	124	1.732	1.508	37	235	151	338	2.658	134	541	462	4.390	1.508
4.02	Installazione impianti.	6	40	29	4	21	17	12	137	8	32	18	177	29
5	Produtz. e distribuz. di energia elet- trica e gas, distribuzione di acqua	33	203	2.924	—	—	—	38	157	—	—	71	360	2.924
5.01	Produtz. e distribuz. di energia elettrica	12	43	838	—	—	—	9	88	—	—	21	131	838
5.02	Produtz. e distribuzione di gas.	2	59	65	—	—	—	—	—	—	—	2	59	65
5.03	Distribuzione di acqua	19	101	2.021	—	—	—	29	69	—	—	48	170	2.021
6	Commercio	1.263	3.829	3.272	—	—	—	5.237	8.930	—	—	6.500	12.759	3.272
6.01	Commercio all'ingrosso	80	862	843	—	—	—	295	917	—	—	375	1.779	843
6.01 A	Prodotti agricoli e alimentari	51	584	565	—	—	—	152	395	—	—	203	979	565
6.01 B	Materie prime e ausil. non alimentari	24	253	257	—	—	—	81	242	—	—	105	495	257
6.01 C	Prodotti industriali non alimentari . .	5	25	21	—	—	—	62	280	—	—	67	305	21
6.02	Comm. al minuto generi alimentari . .	519	1.416	931	—	—	—	1.290	1.920	—	—	1.809	3.336	931
6.03	Comm. al minuto prodotti tessili e arti- coli di vestiario e abbigliamento. . .	18	145	38	—	—	—	837	1.446	—	—	855	1.591	38
6.04	Comm. al minuto prod. meccanici . . .	125	299	476	—	—	—	625	1.183	—	—	750	1.482	476
6.05	Comm. al minuto generi diversi, alim. e non alimentari.	92	199	139	—	—	—	352	618	—	—	444	817	139
6.06	Commercio ambulante	—	—	—	—	—	—	1.069	1.415	—	—	1.069	1.415	—
6.07	Alberghi e pubblici esercizi	428	902	838	—	—	—	710	1.326	—	—	1.138	2.228	838
6.08	Attività ausiliarie del commercio. . . .	1	6	7	—	—	—	59	105	—	—	60	111	7
7	Trasporti e comunicazioni.	39	870	1.051	20	49	55	856	1.738	692	1.083	895	2.608	1.051
7.01	Trasporti ferrov. e tramv. extraurbani .	4	251	151	—	—	—	7	22	—	—	11	273	151
7.02	Trasporti extraurbani su strada	12	130	79	7	24	13	527	974	485	795	539	1.104	79
7.03	Trasporti urbani	2	2	2	2	2	2	180	224	160	197	182	226	2
7.04	Trasporti lacuali e fluviali.	—	—	—	—	—	—	—	—	—	—	—	—	—
7.05	Trasporti marittimi.	1	85	643	—	—	—	3	19	—	—	4	104	643
7.06	Trasporti aerei.	—	—	—	—	—	—	—	—	—	—	—	—	—
7.07	Attività ausiliarie dei trasporti	12	26	41	11	23	40	63	121	47	91	75	147	41
7.08	Comunicazioni	8	376	135	—	—	—	76	378	—	—	84	754	135
8	Credito, assicuraz. e gestioni finanz.	4	167	21	—	—	—	230	783	—	—	234	950	21
8.01	Credito	4	167	21	—	—	—	100	447	—	—	104	614	21
8.02	Assicurazione	—	—	—	—	—	—	36	81	—	—	36	81	—
8.03	Gestioni finanziarie.	—	—	—	—	—	—	94	255	—	—	94	255	—
9	Servizi e attività sociali varie	206	580	672	162	334	428	640	1.118	457	687	846	1.698	672
9.01	Servizi per l'igiene e la pulizia	174	439	513	162	334	428	516	863	457	687	690	1.302	513
9.02	Servizi dello spettacolo	29	134	155	—	—	—	18	42	—	—	47	176	155
9.03	Servizi sanitari.	3	7	4	—	—	—	96	188	—	—	99	195	4
9.03 A	Servizi sanitari privati	3	7	4	—	—	—	96	188	—	—	99	195	4
9.04	Servizi privati per l'istruzione e la for- mazione professionale.	—	—	—	—	—	—	7	20	—	—	7	20	—
9.08	Servizi vari, non altrove classificati . .	—	—	—	—	—	—	3	5	—	—	3	5	—
	TOTALE	3.638	21.130	63.250	1.879	6.040	14.888	10.106	20.673	3.797	6.658	13.744	41.803	63.250

TAV. 8 — Unità locali con forza motrice per tipo di motori

N classi- fica- zione	RAMI E CLASSI DI ATTIVITÀ ECONOMICA	TOTALE UNITÀ LOCALI CON FORZA MOTRICE	UNITÀ LOCALI CON								
			Motori primi			Generatori di energia elettrica			Motori elettrici		
			Unità locali	Motori primi	Potenza HP	Unità locali	Genera- tori di energia elettrica	Potenza kW	Unità locali	Motori elettrici	Potenza kW
1	AGRICOLTURA, FORESTE, CACCIA E PESCA	22	1	5	32	—	—	—	21	101	220,2
1.03	Foreste	1	1	5	32	—	—	—	—	—	—
1.04	Pesca	—	—	—	—	—	—	—	—	—	—
1.05	Attività connesse con l'agricoltura . . .	21	—	—	—	—	—	—	21	101	220,2
2	INDUSTRIE ESTRATTIVE	20	11	18	1.108	1	3	458	12	291	4.280,0
2.01	Estraz. di carboni fossili e di torba . .	—	—	—	—	—	—	—	—	—	—
2.02	Estraz. di combustibili liquidi e gassosi	—	—	—	—	—	—	—	—	—	—
2.03	Estraz. di minerali metalliferi	—	—	—	—	—	—	—	—	—	—
2.04	Estraz. di altri minerali	20	11	18	1.108	1	3	458	12	291	4.280,0
3	INDUSTRIE MANIFATTURIERE	1.921	85	114	6.538	7	8	4.115	1.860	11.728	33.991,1
3.01	Industrie alimentari e affini	303	58	78	5.621	2	2	3.636	256	1.667	10.398,2
3.02	Industria del tabacco	4	1	1	9	1	1	9	4	63	41,4
3.03	Seta, cotone e lav. fibre tess. artificiali	1	—	—	—	—	—	—	1	1	5,5
3.04	Industrie della lana	8	2	3	318	1	2	188	7	178	396,2
3.05	Industrie delle fibre dure e tessili varie	12	—	—	—	—	—	—	12	71	81,6
3.06	Ind. del vestiario e dell'abbigliamento .	19	—	—	—	—	—	—	19	274	158,7
3.07	Ind. delle calzature	58	—	—	—	—	—	—	58	283	160,3
3.08	Ind. delle pelli e del cuoio	4	—	—	—	—	—	—	4	15	15,4
3.09	Industria mobilio e arredam. in legno .	300	7	7	31	1	1	2	296	2.766	5.858,2
3.10	Industrie del legno	434	6	7	31	—	—	—	428	1.450	2.697,2
3.11	Industrie metallurgiche	—	—	—	—	—	—	—	—	—	—
3.12	Macch. non elettr., carpenteria metallica	28	2	3	375	1	1	274	28	934	2.629,1
3.13	Macchine e apparecchi elettrici	6	—	—	—	—	—	—	6	29	34,8
3.14	Mecc. di precisione ; oreficeria, argenteria	7	—	—	—	—	—	—	7	14	3,8
3.15	Officine meccaniche	564	3	4	99	—	—	—	563	1.744	2.348,5
3.16	Industrie costruz. mezzi di trasporto . .	3	—	—	—	—	—	—	3	393	1.563,6
3.17	Industrie lavoraz. minerali non metalliferi	111	5	9	42	1	1	6	109	1.490	6.266,3
3.18	Industrie chimiche	6	1	2	12	—	—	—	6	79	681,3
3.19	Industrie derivati petrolio e carbone . .	—	—	—	—	—	—	—	—	—	—
3.20	Industrie della gomma elastica	15	—	—	—	—	—	—	15	25	26,1
3.21	Prod. cellul. per tess., fibre tess. artific.	—	—	—	—	—	—	—	—	—	—
3.22	Industrie della carta e cartotecnica . . .	3	—	—	—	—	—	—	3	56	233,1
3.23	Industrie poligrafiche ed editoriali . . .	26	—	—	—	—	—	—	26	135	299,8
3.24	Industrie foto-fono-cinematografiche . .	3	—	—	—	—	—	—	3	3	3,1
3.25	Prod. oggetti in materie plastiche	3	—	—	—	—	—	—	3	21	45,4
3.26	Industrie manifatturiere varie	3	—	—	—	—	—	—	3	37	43,5
4	COSTRUZIONI E INSTALL. DI IMPIANTI . .	130	22	57	463	1	2	11	119	345	803,6
4.01	Costruzioni	124	22	57	463	1	2	11	113	323	782,0
4.02	Installazione impianti	6	—	—	—	—	—	—	6	22	21,6
5	ENERGIA ELETTRICA, GAS E ACQUA	33	15	27	38.771	13	26	29.896	28	264	1.782,7
5.01	Prod. e distribuz. di energia elettrica . .	12	11	22	38.555	11	24	29.761	7	133	274,5
5.02	Produzione e distribuzione di gas	2	2	3	25	1	1	9	2	18	37,8
5.03	Distribuzione di acqua	19	2	2	191	1	1	126	19	113	1.470,4
6	COMMERCIO	1.263	10	15	173	2	2	33	1.257	2.432	2.295,7
6.01	Commercio all'ingrosso	80	3	6	111	—	—	—	80	266	539,1
6.02	Comm. al minuto generi alimentari . . .	519	5	7	14	—	—	—	515	893	667,7
6.03	Comm. al min. prod. tess. e art. abbigl.	18	—	—	—	—	—	—	18	39	27,9
6.04	Comm. al minuto prod. meccanici	125	1	1	36	1	1	21	124	331	346,0
6.05	Comm. al min. gen. alim. e non alim. . .	92	—	—	—	—	—	—	92	131	95,9
6.06	Commercio ambulante	—	—	—	—	—	—	—	—	—	—
6.07	Alberghi e pubblici esercizi	428	1	1	12	1	1	12	427	769	613,6
6.08	Attività ausiliarie del commercio	1	—	—	—	—	—	—	1	3	5,5
7	TRASPORTI E COMUNICAZIONI	39	6	26	542	5	9	99	38	236	472,0
7.01	Trasporti ferrov. e tramv. extraurbani .	4	1	1	3	1	1	2	4	123	111,5
7.02	Trasporti extraurbani su strada	12	—	—	—	—	—	—	12	36	57,4
7.03	Trasporti urbani	2	—	—	—	—	—	—	2	2	1,7
7.04	Trasporti lacuali e fluviali	—	—	—	—	—	—	—	—	—	—
7.05	Trasporti marittimi	1	1	20	382	—	—	—	1	37	192,0
7.06	Trasporti aerei	—	—	—	—	—	—	—	—	—	—
7.07	Attività ausiliarie dei trasporti	12	—	—	—	—	—	—	12	22	29,2
7.08	Comunicazioni	8	4	5	157	4	8	97	7	16	80,2
8	CREDITO E ASSICURAZIONE	4	—	—	—	—	—	—	4	33	15,3
8.01	Credito	4	—	—	—	—	—	—	4	33	15,3
8.02	Assicurazione	—	—	—	—	—	—	—	—	—	—
8.03	Gestioni finanziarie	—	—	—	—	—	—	—	—	—	—
9	SERVIZI E ATTIVITÀ SOCIALI VARIE	206	1	2	122	1	2	75	206	465	482,9
9.01	Servizi per l'igiene e la pulizia	174	—	—	—	—	—	—	174	364	378,8
9.02	Servizi dello spettacolo	29	1	2	122	1	2	75	29	96	101,5
9.03	Servizi sanitari	3	—	—	—	—	—	—	3	5	2,6
9.04	Servizi privati per l'istruzione	—	—	—	—	—	—	—	—	—	—
9.08	Servizi vari, non altrove classificati . .	—	—	—	—	—	—	—	—	—	—
	TOTALE	3.638	151	264	47.749	30	52	34.687	3.545	15.895	44.343,5

TAV. 9 — Unità locali, addetti e potenza utilizzabile, per categoria di attività economica

N classi- fica- zione	RAMI, CLASSI, SOTTOCLASSI E CATEGORIE DI ATTIVITÀ ECONOMICA	UNITÀ LOCALI			N classi- fica- zione	RAMI, CLASSI, SOTTOCLASSI E CATEGORIE DI ATTIVITÀ ECONOMICA	UNITÀ LOCALI		
		N	Addetti	Potenza utilizza- bile HP			N	Addetti	Potenza utilizza- bile HP
1	AGRIC., FORESTE E PESCA. . .	490	1.457	331	<i>3.01 B</i>	<i>Industria dolciaria.</i>	<i>13</i>	<i>29</i>	<i>27</i>
1.03	FORESTE	9	34	32	3.01.05	Prod. biscotti e pasticceria. .	11	26	21
1.03.02	Aziende di utilizz. del bosco . .	9	34	32	3.01.06	Produzione cioccol. e caramelle	1	1	3
					3.01.07	Produzione gelati	1	2	3
1.04	PESCA	115	486	—	<i>3.01 C</i>	<i>Industria conserviera.</i>	<i>21</i>	<i>209</i>	<i>279</i>
1.04 A	<i>Pesca in acque dolci.</i>	—	—	—	3.01.08	Macellaz., lavor. e conserv. carni	13	41	1
1.04.02	Pesca e allev. in acque dolci. .	—	—	—	3.01.09	Lav. e conserv. prod. alim. pesca	2	54	11
					3.01.10	Cons. e trasf. frutta e ortaggi .	6	114	267
1.04 B	<i>Pesca e allev. in acque marine . .</i>	115	486	—	3.01.11	Estratti, dadi alim. e torref. caffè	—	—	—
1.04.03	Pesca da terra	—	—	—	<i>3.01 D</i>	<i>Industria casearia</i>	<i>2</i>	<i>38</i>	<i>103</i>
1.04.04	Pesca con naviglio	114	484	—	3.01.12	Trattam. igien. latte alimentare	2	38	103
1.04.05	Pesca con tonnare.	—	—	—	3.01.13	Trasformazione del latte	—	—	—
1.04.06	Allev. pesci e molluschi bivalvi	1	2	—	<i>3.01 E</i>	<i>Industria olearia.</i>	<i>20</i>	<i>44</i>	<i>232</i>
					3.01.14	Prod. olio d'oliva per spremitura	19	40	220
1.05	ATTIV. CONNESSE CON L'AGRICOLTURA	366	937	299	3.01.15	Prod. olio di semi per spremitura	—	—	—
1.05 1	<i>Attiv. trasf. annesse ad az. agric.</i>	4	13	38	3.01.16	Prod. olio al solv. da sanse oliva	—	—	—
1.05.01	Conserv. e trasf. frutta e ortaggi	1	1	—	3.01.17	Raff. oli veg., prod. oli per sintesi	1	4	12
1.05.02	Trasformazione del latte	1	4	9	<i>3.01 F</i>	<i>Industrie alimentari varie.</i>	<i>2</i>	<i>83</i>	<i>8.046</i>
1.05.03	Prod. olio oliva per spremitura.	2	8	29	3.01.18	Prod. e raffinaz. zucchero . .	1	80	8.008
1.05.04	Prod. vini e mosti concentrati.	—	—	—	3.01.19	Prod. ostie, con e cialde . .	—	—	—
1.05.05	Altri stab. di trasf. ann. ad az. agr.	—	—	—	3.01.20	Produzione di lieviti.	—	—	—
1.05 B	<i>Esercizio di macchine agricole. . .</i>	286	725	113	3.01.21	Altri stab. delle ind. alimentari	1	3	38
1.05.06	Macchine agricole conto terzi. .	286	725	113	<i>3.01 G</i>	<i>Industrie bevande alcoliche</i>	<i>15</i>	<i>94</i>	<i>376</i>
1.05.07	Macchine agricole di consorzi e cooperative aziendali.	—	—	—	3.01.22	Prod. vini e mosti concentrati	11	75	324
1.05 C	<i>Enti economici per l'agricoltura . .</i>	76	199	148	3.01.23	Alcol di 2ª cat., acquav. e liquori	4	19	52
1.05.08	Produzione e distribuzione mezzi tecnici per l'agricoltura	76	199	148	3.01.24	Malto, birra ed estratti di malto	—	—	—
					<i>3.01 H</i>	<i>Industrie delle bevande analcoliche.</i>	<i>19</i>	<i>63</i>	<i>140</i>
					3.01.25	Bevande analcoliche e seltz . .	19	63	140
2	INDUSTRIE ESTRATTIVE. . . .	47	747	6.309	<i>3.01 I</i>	<i>Industria del freddo</i>	<i>5</i>	<i>18</i>	<i>231</i>
2.01	ESTRAZ. CARBONI FOSSILI E TORBA .	—	—	—	3.01.26	Produzione di ghiaccio.	4	12	149
2.01.01	Miniere di carboni fossili. . . .	—	—	—	3.01.27	Mag. frigor. per conto terzi . .	1	6	82
2.01.02	Ricerche di carboni fossili	—	—	—	3.02	INDUSTRIA DEL TABACCO.	5	18	57
2.01.03	Miniere di lignite	—	—	—	3.02.01	Stagion., manipol. foglie tabacco	5	18	57
2.01.04	Cave di torba.	—	—	—	3.02.02	Lavoraz. tabacchi stagionati . .	—	—	—
2.01.05	Ricerche di lignite.	—	—	—	3.03	IND. SETA, COTONE E LAV. F.BRE ART.F.	1	10	7
2.01.06	Ricerche di torba	—	—	—	<i>3.03 A</i>	<i>Industria della seta</i>	—	—	—
					3.03.01	Produzione del seme bachi. . .	—	—	—
2.02	ESTRAZ. COMBUST. LIQUIDI E GASSOSI	2	2	—	3.03.02	Essiccazione di bozzoli.	—	—	—
2.02.01	Min. combust. liquidi e gassosi	1	1	—	3.03.03	Trattura della seta	—	—	—
2.02.02	Ric. combust. liquidi e gassosi	1	1	—	3.03.04	Torcitura della seta	—	—	—
					3.03.05	Filatura di cascami di seta. . .	—	—	—
2.03	ESTRAZIONE MINERALI METALLIFERI.	—	—	—	3.03.06	Tessitura della seta	—	—	—
2.03.01	Miniere di minerali ferrosi . . .	—	—	—	3.03.07	Tint., stampa filati e tessuti seta	—	—	—
2.03.02	Min. di min. metallif. non ferrosi	—	—	—	<i>3.03 B</i>	<i>Industria del cotone</i>	<i>1</i>	<i>10</i>	<i>7</i>
2.03.03	Ricerche di minerali metalliferi	—	—	—	3.03.08	Filatura e ritorcitura del cotone	—	—	—
					3.03.09	Tessitura del cotone.	1	10	7
2.04	ESTRAZIONE DI ALTRI MINERALI. . .	45	745	6.309	3.03.10	Tint., stampa tessuti di cotone	—	—	—
2.04 A	<i>Estr. marmo e pietre da costruz. .</i>	29	186	1.346	<i>3.03 C</i>	<i>Lav. fibre tessili artificiali e sintetiche</i>	—	—	—
2.04.01	Cave di marmo e pietre affini.	12	53	—	3.03.11	Torc. fibre tessili artif. e sintet.	—	—	—
2.04.02	Cave di sabbia, ghiaia e pietrisco	17	133	1.346	3.03.12	Tess. fibre tessili artif. e sintet.	—	—	—
2.04 B	<i>Estr. solfo, sale e altri min. non met.</i>	16	559	4.963	3.03.13	Tint., stampa fib. tess. art. e sint.	—	—	—
2.04.03	Miniere di solfo.	1	479	4.877	3.04	INDUSTRIE DELLA LANA	16	296	601
2.04.04	Prod. sale marino e di ebollizione	—	—	—	3.04.01	Lavatura meccanica della lana.	—	—	—
2.04.05	Sorgenti di acque minerali	2	2	—	3.04.02	Pettinatura della lana	2	53	104
2.04.06	Estr. caolino, argilla e gesso . .	4	13	12	3.04.03	Filatura della lana pettinata . .	—	—	—
2.04.07	Ricerche minerali non metalliferi	5	42	74	3.04.04	Filatura della lana cardata. . .	2	194	422
2.04.08	Estr. di altri miner. non metallif.	4	23	—	3.04.05	Tessitura della lana	—	—	—
					3.04.06	Filat. e tess. a mano della lana	11	47	75
3	INDUSTRIE MANIFATTURIERE .	4.181	16.657	47.133	3.04.07	Tintura, stampa tessuti di lana	1	2	—
3.01	INDUSTRIE ALIMENTARI E AFFINI . .	380	1.312	14.816	3.05	IND. FIBRE DURE E TESSILI VARIE .	380	717	110
3.01 A	<i>Ind. molitoria e pastificazione. . .</i>	283	734	5.382	<i>3.05 A</i>	<i>Industria canapa, lino e iuta . . .</i>	<i>4</i>	<i>5</i>	<i>—</i>
3.01.01	Filatura e altre lavoraz. di cereali	1	1	—	3.05.01	Lavorazione canapa e lino . . .	—	—	—
3.01.02	Molitura di cereali.	185	393	4.815	3.05.02	Lavorazione della iuta.	—	—	—
3.01.03	Panificazione	92	270	229	3.05.03	Fabbricazione cordami e spaghi	4	5	—
3.01.04	Pastificazione	5	70	338					

Segue Tav. 9 — Unità locali, addetti e potenza utilizzabile, per categoria di attività economica

N classi- fica- zione	RAMI, CLASSI, SOTTOCLASSI E CATEGORIE DI ATTIVITÀ ECONOMICA	UNITÀ LOCALI			N classi- fica- zione	RAMI, CLASSI, SOTTOCLASSI E CATEGORIE DI ATTIVITÀ ECONOMICA	UNITÀ LOCALI		
		N	Addetti	Potenza utilizza- bile HP			N	Addetti	Potenza utilizza- bile HP
3.05 B	<i>Ind. tessili non altrove classificate</i>	376	712	110	3.12	MACCH. NON ELETTR. E CARP. METALL.	28	919	3.577
3.05.04	Lavor. e classif. cascami tessili	—	—	—					
3.05.05	Fabbricazione tappeti da terra . . .	5	21	7	3.12 A	<i>Fonderie di 2ª fusione</i>	5	481	2.809
3.05.06	Tessuti di maglia e maglieria. . .	362	655	68	3.12.01	Fonderie di ghisa	4	471	2.784
3.05.07	Reti da pesca e da caccia . . .	—	—	—	3.12.02	Fonderie di metalli non ferrosi.	1	10	25
3.05.08	Corde e tappeti di cocco.	—	—	—					
3.05.09	Passamanerie, tulli, veli, pizzi . .	8	35	35	3.12 B	<i>Macch. motr., app. imp. soll. e trasp.</i>	—	—	—
3.05.10	Nastri e tessuti elastici	—	—	—	3.12.03	Macchine motrici non elettriche	—	—	—
3.05.11	Lavoraz. setole, pelo, penne . . .	—	—	—	3.12.04	Trasmissioni e organi relativi . .	—	—	—
3.05.12	Filatura e tessitura dell'amianto	—	—	—	3.12.05	App. per imp. di sollev. e trasp.	—	—	—
3.05.13	Filati, tessuti non altrove classif.	—	—	—	3.12.06	Motori a comb. interna per aerom.	—	—	—
3.05.14	Tint., stampa tess. non altr. class.	1	1	—					
3.06	IND. VESTIARIO E ABBIGLIAMENTO. . .	862	1.867	216	3.12 C	<i>Macchine utensili</i>	4	102	176
3.06.01	Fabbricazione feltri e cappelli . .	1	2	—	3.12.07	Macch. utens. per lav. metalli . .	1	21	5
3.06.02	Fabbr. trecce e cappelli di paglia	1	154	57	3.12.08	Macch. utens. per lavor. legno.	3	81	171
3.06.03	Laboratori di modisteria.	4	7	—	3.12.09	Utensileria per macchine utensili	—	—	—
3.06.04	Laboratori confezione vestiario . .	770	1.340	49	3.12 D	<i>Macch. operatr. e per agricoltura . .</i>	6	177	291
3.06.05	Laboratori confezione pellicce. . .	1	3	—	3.12.10	Macch. per agricoltura.	6	177	291
3.06.06	Laboratori confezione biancheria	26	184	89	3.12.11	Macch. per estraz. e tratt. miner.	—	—	—
3.06.07	Fabbricazione guanti in pelle. . .	—	—	—	3.12.12	Macch. per ind. tessile e vestiario	—	—	—
3.06.08	Oggetti di ornamento e arredam.	1	1	—	3.12.13	Macch. per carta e grafiche . . .	—	—	—
3.06.09	Fabbricazione di bottoni.	—	—	—	3.12.14	Macch. per siderurgia e fonderia	—	—	—
3.06.10	Confez. varie o access. vestiario	12	13	—	3.12.15	Macch. per ind. chimiche e alim.	—	—	—
3.06.11	Labor. di tappezziere in stoffa.	43	159	21	3.12.16	Pompe, compressori e simili . . .	—	—	—
3.06.12	Laboratori di materasso	3	4	—	3.12 E	<i>Carpent. metall. e appar. termici . .</i>	10	123	193
3.07	INDUSTRIE DELLE CALZATURE.	341	663	223	3.12.17	Carpenteria metallica	6	81	80
3.07.01	Calzaturifici.	9	288	162	3.12.18	Mobili e arredi metallici	4	42	113
3.07.02	Confez. e rip. a mano di calzature	320	357	58	3.12.19	Forni a combust. e appar. termici	—	—	—
3.07.03	Riparaz. a macchina di calzature	12	18	3	3.12.20	Appar. termici per uso domestico	—	—	—
3.08	INDUSTRIE DELLE PELLI E DEL CUOIO	12	23	21	3.12.21	Carrozze per bambini e infermi	—	—	—
3.08.01	Concierie	2	4	17	3.12.22	Costruz. caldaie e serbatoi . . .	—	—	—
3.08.02	Concia, tint. pelli per pelliceria	1	1	—	3.12.23	Costruz. appar. igienico-sanitari	—	—	—
3.08.03	Fabbr. articoli di cuoio e pelle	9	18	4	3.12 F	<i>Prod. mecc. non altrove classificati.</i>	3	36	108
3.09	IND. MOBILIO E ARREDAM. IN LEGNO	332	3.402	7.989	3.12.24	Serram. e minuterie metalliche.	—	—	—
3.09.01	Fabbr. mobili e arred. in legno	319	3.377	7.963	3.12.25	Scatolame e fustame metallico.	—	—	—
3.09.02	Laccat., dorat., lucidatura mobili	13	25	26	3.12.26	Fabbricazione molle	—	—	—
3.10	INDUSTRIE DEL LEGNO.	544	1.718	3.681	3.12.27	Bulloneria e viteria lavorata . .	—	—	—
3.10 A	<i>Ind. del legno, del sughero e affini</i>	519	1.635	3.513	3.12.28	Stoviglie, vasellame, posateria . .	1	6	15
3.10.01	Stagion. e conserv. del legno . . .	22	87	339	3.12.29	Coltell. ed attrezzi per mestieri	2	30	93
3.10.02	Prod. compensati e tranciati . . .	4	56	140	3.12.30	Armi da fuoco e materiale bellico	—	—	—
3.10.03	Fabbricaz. recipienti in legno . . .	13	268	712	3.13	APPAR. ELETTR. E DI TELECOMUNICAZ.	6	57	48
3.10.04	Falegnameria e carpent. in legno	413	890	1.562	3.13.01	Macchine e apparecchi elettrici.	6	57	48
3.10.05	Fabbric. utensili e attrezzi.	12	97	176	3.13.02	Apparecchi di telecomunicazione	—	—	—
3.10.06	Prepar. crine veget. e lav. vimini	12	44	20	3.14	MECC. DI PRECIS., OREFIC., ARGENT.	9	12	4
3.10.07	Fabbricazione scope	—	—	—	3.14.01	Apparecchi per prove materiali	—	—	—
3.10.08	Lavorazione sughero.	—	—	—	3.14.02	Orologi e movimenti orologeria	—	—	—
3.10.09	Fabbricazione infissi.	42	192	563	3.14.03	Strumenti ottici.	—	—	—
3.10.10	Fabbricazione bauli in legno . . .	—	—	—	3.14.04	Strum. per misure peso e capacità	—	—	—
3.10.11	Fabbricaz. di casse da morto . . .	1	1	1	3.14.05	Macchine per scrivere e calcolare	—	—	—
3.10.12	Fabbric. di modelli per fonderia	—	—	—	3.14.06	Strum. e apparecchi per medicina	6	8	4
3.10 B	<i>Ind. veic. e carpent. navale in legno</i>	25	83	168	3.14.07	Medaglie, oreficeria e argenteria	3	4	—
3.10.13	Costruz. e riparaz. veicoli in legno	18	28	26	3.14.08	Strum. topografici e geodetici . .	—	—	—
3.10.14	Carpenteria navale in legno . . .	7	55	142	3.14.09	Costruz. bilance precisione . . .	—	—	—
3.11	INDUSTRIE METALLURGICHE.	—	—	—	3.15	OFFICINE MECCANICHE	975	2.392	3.281
3.11.01	Prod. ghisa, acciaio e ferroleghie	—	—	—	3.15.01	Fuc., stamp. e imb. met. ferrosi	—	—	—
3.11.02	Trafilazione a freddo di tubi . . .	—	—	—	3.15.02	Fuc., stamp., imbut. met. non fer.	—	—	—
3.11.03	Prod. e lavor. metalli non ferrosi	—	—	—	3.15.03	Tratt. sup. ed elettrolav. met.	19	84	121
3.11.04	Pezzi acc. fucin. e stamp. a caldo	—	—	—	3.15.04	Picchettaggio e coloritura navi.	—	—	—
3.11.05	Fabbric. tubi senza saldatura . . .	—	—	—	3.15.05	Off. da ramaio, stagnino, fabbro	322	619	1.029
3.11.06	Prod. fili ferro e acciaio	—	—	—	3.15.06	Riparazioni di autoveicoli . . .	172	674	964
3.11.07	Derivati lavorazione del filo . . .	—	—	—	3.15.07	Riparaz. motoveicoli e biciclette	222	330	224
3.11.08	Prod. bulloni e dadi grezzi	—	—	—	3.15.08	Rip. imp. frig. e macch. per scriv.	20	49	78
					3.15.09	Lav. e riparaz. mecc. generiche	121	381	807
					3.15.10	Ripar. macch. elettr. e telecom.	34	95	44
					3.15.11	Rip. appar. riscald. e idrico-san.	35	117	14
					3.15.12	Riparazione fonografi	—	—	—
					3.15.13	Ripar. strum. scientif. e di precis.	1	1	—

Segue TAV. 9 — Unità locali, addetti e potenza utilizzabile, per categoria di attività economica

N classificazione	RAMI, CLASSI, SOTTOCLASSI E CATEGORIE DI ATTIVITÀ ECONOMICA	UNITÀ LOCALI			N classificazione	RAMI, CLASSI, SOTTOCLASSI E CATEGORIE DI ATTIVITÀ ECONOMICA	UNITÀ LOCALI		
		N	Addetti	Potenza utilizzabile HP			N	Addetti	Potenza utilizzabile HP
3.15.14	Riparaz. strumenti ottici. . . .	—	—	—	3.23	IND. POLIGRAFICHE ED EDITORIALI .	36	206	407
3.15.15	Riparazione di orologeria. . . .	29	42	—	3.23.01	Stabilimenti arti grafiche. . . .	27	194	405
3.15.16	Riparaz. strumenti musicali . . .	—	—	—	3.23.02	Legatorie e rilegatorie	5	5	—
3.16	COSTRUZ. MEZZI DI TRASPORTO . . .	3	461	2.127	3.23.03	Editorie e agenzie di stampa . . .	2	2	—
3.16.01	Biciclette e loro parti	—	—	—	3.23.04	Laboratori riproduzione disegni.	2	5	2
3.16.02	Motoveicoli e mototelai	2	397	2.005	3.24	IND. FOTO-FONO-CINEMATOGRAFICHE .	46	77	3
3.16.03	Autoveicoli e autotelai.	—	—	—	3.24.01	Studi fotografici.	46	77	3
3.16.04	Carrozzerie per auto-motoveicoli	—	—	—	3.24.02	Produtz., sincron., doppiat. films	—	—	—
3.16.05	Parti e access. di auto-motoveic.	—	—	—	3.24.03	Incis. ediz. dischi fonografici . .	—	—	—
3.16.06	Materiale rotabile ferro-tramviar.	—	—	—	3.25	OGGETTI IN MATERIE PLASTICHE . .	3	28	61
3.16.07	Costruz. altri veicoli metallici . .	—	—	—	3.25.01	Art. per ind. mecc. e mezzi trasp.	1	6	20
3.16.08	Costruz. e riparaz. di aeromobili	—	—	—	3.25.02	Fabbric. pavimenti, piastrelle . .	—	—	—
3.16.09	Cantieri navali per costr. metall.	1	64	122	3.25.03	Art. per ind. elettr. ed elettrodom.	—	—	—
3.16.10	Cantieri per demolizione navi . .	—	—	—	3.25.04	Art. per ottica, foto-cinematogr.	—	—	—
3.17	LAVORAZ. MINERALI NON METALLIFERI	161	2.227	8.556	3.25.05	Artic. per industria chimica . .	1	5	17
3.17.01	Macinaz. minerali non metalliferi	6	63	388	3.25.06	Artic. per abbigliam. e arredam.	—	—	—
3.17.02	Lavorazione pietra da costruz. . .	6	43	207	3.25.07	Artic. per farmacia e medicina	—	—	—
3.17.03	Lavorazione marmi e pietre affini	27	249	757	3.25.08	Artic. per cancelleria e simili . .	—	—	—
3.17.04	Fabbricazione cemento.	1	32	285	3.25.09	Artic. per imballaggi e confez..	—	—	—
3.17.05	Produzione calce viva e idrata.	2	15	120	3.25.10	Giocattoli e parti di strum. mus.	—	—	—
3.17.06	Produzione calce idraulica	2	19	183	3.25.11	Fabbricaz. di articoli vari	1	17	24
3.17.07	Produzione di gesso	9	34	172	3.26	INDUSTRIE MANIFATTURIERE VARIE .	8	51	59
3.17.08	Fabbricazione laterizi	20	911	5.244	3.26.01	Cavi e condutt. elettrici isolati	—	—	—
3.17.09	Ceramica, grès e mater. refratt.	31	98	45	3.26.02	Lamp. elettr., lamp. e tubi lumin.	—	—	—
3.17.10	Fabbricazione abrasivi naturali.	—	—	—	3.26.03	Fabbric. strumenti musicali . .	3	34	21
3.17.11	Fabbr. manufatti in cemento . . .	38	426	765	3.26.04	Fabbric. e preparaz. cartapeccora	—	—	—
3.17.12	Fabbr. lastre, tubi di cem.-am.	—	—	—	3.26.05	Carta carb., nastri macch. scriv.	—	—	—
3.17.13	Fabbricazione e lavor. vetro . . .	19	337	390	3.26.06	Materiali dielettrici	—	—	—
3.17.14	Lavoraz. pietre dure e preziose	—	—	—	3.26.07	Armature e montature per occhiali	—	—	—
3.17.15	Fabbr. altri prod. min. non metall.	—	—	—	3.26.08	Manichini e materiali didattici .	—	—	—
3.18	INDUSTRIE CHIMICHE.	11	98	938	3.26.09	Altre industrie manifatturiere .	5	17	38
3.18.01	Chimico-estratt. e chimico-miner.	—	—	—	4	COSTRUZ. E INSTALL. IMPIANTI	480	4.567	1.537
3.18.02	Produzione di esplosivi	1	2	—	4.01	COSTRUZIONI	462	4.390	1.508
3.18.03	Acido solforico, concimi fosfatici	3	70	916	4.01.01	Cantieri per costruz. edili	344	3.722	966
3.18.04	Soda, potassa, cloro e derivati . .	—	—	—	4.01.02	Mov. di terra e lavori stradali . .	45	376	314
3.18.05	Produtz. elettrodi di carbone . . .	—	—	—	4.01.03	Edilizia specializzata	13	154	201
3.18.06	Carburo di calcio e abrasivi artif.	—	—	—	4.01.04	Edil. minore, attiv. aus. edilizia	60	138	27
3.18.07	Acido acetico e alcol metilico . .	—	—	—	4.02	INDUSTRIE INSTALLAZIONE IMPIANTI .	18	177	29
3.18.08	Alcol etilico di 1ª categoria . . .	—	—	—	4.02.01	Impianti riscald. idrico-sanitari	8	41	14
3.18.09	Produzione di gas compressi . . .	1	7	—	4.02.02	Imp. prod. e trasf. energia elettr.	9	115	15
3.18.10	Oli e grassi vegetali ed animali	—	—	—	4.02.03	Imp. teleg. telef. e radiotelegraf.	1	21	—
3.18.11	Saponi, detersivi, profumerie . . .	2	5	—	4.02.04	Manutenz. e condutz. impianti .	—	—	—
3.18.12	Produtz. dei derivati agrumari . .	—	—	—	5	ENERG. ELETTR., GAS E ACQUA	71	360	2.924
3.18.13	Tartari, tartrati e derivati	—	—	—	5.01	PROD. E DISTRIB. ENERGIA ELETTRICA	21	131	838
3.18.14	Produzione farmaceut. ed affini	2	7	5	5.01.01	Prod. e distr. energia idroelettrica	21	131	838
3.18.15	Estratti per concia e tinta	—	—	—	5.01.02	Prod. e distr. energia termoelett.	—	—	—
3.18.16	Colori organici sintetici	—	—	—	5.02	PRODUZIONE E DISTRIBUZIONE GAS .	2	59	65
3.18.17	Vernici, pitture, inchiostri, colle	1	4	7	5.02.01	Produtz. e distrib. gas illuminante	1	48	56
3.18.18	Mat. plastiche e resine sintetiche	1	3	10	5.02.02	Trasporto e distrib. gas naturali	1	11	9
3.18.19	Trasparente di cellulosa	—	—	—	5.02.03	Imbottigliamento gas in bombole	—	—	—
3.18.20	Produzione di materiali sensibili	—	—	—	5.03	DISTRIBUZIONE DI ACQUA	48	170	2.021
3.18.21	Produzioni chimiche varie	—	—	—	5.03.01	Distribuzione acqua potabile . .	48	170	2.021
3.18.22	Laboratori analisi chimiche . . .	—	—	—	5.03.02	Distribuzione acqua non potabile	—	—	—
3.19	DERIVATI PETROLIO E CARBONE . .	—	—	—	6	COMMERCIO.	6.500	12.759	3.272
3.19.01	Oli minerali, miscele lubrificanti	—	—	—	6.01	COMMERCIO ALL'INGROSSO	375	1.779	843
3.19.02	Raffinerie di petrolio	—	—	—	6.01 A	Prodotti agricoli e alimentari . . .	203	979	565
3.19.03	Derivati distillazione del carbone	—	—	—	6.01.01	Cereali e legumi secchi.	28	48	183
3.19.04	Cokerie.	—	—	—	6.01.02	Sementi e piante officinali . . .	3	6	18
3.20	INDUSTRIE DELLA GOMMA ELASTICA .	17	27	34	6.01.03	Fiori, piante ornam. e semi giard.	1	4	—
3.20.01	Produtz. artic. gomma elastica	—	—	—	6.01.04	Frutta, agrumi, ortaggi e funghi	43	527	48
3.20.02	Vulcan. e ripar. oggetti gomma	17	27	34					
3.21	PROD. CELL. TESS. E FIBR. TESS. ARTIF.	—	—	—					
3.21.01	Produzione cellul. per usi tessili	—	—	—					
3.21.02	Fibre tessili artific. e sintetiche.	—	—	—					
3.22	IND. DELLA CARTA E CARTOTECNICA .	5	76	317					
3.22.01	Fabbricaz. di carta e cartone . .	—	—	—					
3.22.02	Trasformazione carta e cartone.	5	76	317					

Segue TAV. 9 — Unità locali, addetti e potenza utilizzabile, per categoria di attività economica

N classi- fica- zione	RAMI, CLASSI, SOTTOCLASSI E CATEGORIE DI ATTIVITÀ ECONOMICA	UNITÀ LOCALI			N classi- fica- zione	RAMI, CLASSI, SOTTOCLASSI E CATEGORIE DI ATTIVITÀ ECONOMICA	UNITÀ LOCALI		
		N	Addetti	Potenza utilizza- bile HP			N	Addetti	Potenza utilizza- bile HP
6.01.05	Animali vivi (bovini, suini, ecc.)	13	31	6	6.02.03	Macell. di carne ovina e caprina	2	5	2
6.01.06	Uova e animali vivi da cortile	27	44	3	6.02.04	Macellerie di carne mista . . .	248	442	288
6.01.07	Carni bovine, suine, equine, ovine	3	9	23	6.02.05	Tripperie	1	2	—
6.01.08	Pollame morto e selvaggina . .	—	—	—	6.02.06	Rivend. pollame e selvaggina .	8	12	4
6.01.09	Salumi e conserve alimentari .	5	21	3	6.02.07	Pizzicherie e rosticcerie	1	1	—
6.01.10	Prod. pesca, freschi e congelati	1	1	—	6.02.08	Rivendite di pesce	42	57	4
6.01.11	Prodotti pesca, secchi e conserv.	1	3	—	6.02.09	Latterie (senza lic. di P.S.) . .	29	43	21
6.01.12	Latte, latticini e formaggi . . .	3	15	12	6.02.10	Cereali, farine, paste alimentari	47	81	16
6.01.13	Farine, pane, paste alimentari .	7	28	4	6.02.11	Pane e altri gen. al., con ann. forno	91	297	192
6.01.14	Vino, aceto e acque minerali .	42	126	243	6.02.12	Gen. alim. con ann. ost. senza cuc.	126	223	27
6.01.15	Oli alimentari.	4	37	6	6.02.13	Dolciumi	7	15	2
6.01.16	Caffè e surrogati caffè	1	2	—	6.02.14	Frutta, ortaggi, legumi freschi .	235	355	—
6.01.17	Dolciumi di ogni genere	5	21	3	6.02.15	Drogherie.	18	50	11
6.01.18	Foraggi e semi oleosi	2	4	—	6.02.16	Vini, liquori, oli.	32	44	—
6.01.19	Zucchero	—	—	—	6.02.17	Tabacchi e altri generi monop.	102	176	—
6.01.20	Droghe, spezie e coloniali . . .	—	—	—	6.02.18	Supermercati	—	—	—
6.01.21	Prod. agricoli e alimentari vari	14	52	13	6.02.19	Generi alimentari vari	780	1.464	322
6.01 B	Mat. prime e ausil. non alimentari	105	495	257	6.03	COMM. MIN. PROD. TESS. E ART. VEST.	855	1.591	38
6.01.22	Fibre tess. e filati uso industr.	—	—	—	6.03.01	Tessuti per abbigliam. e vestiario	189	340	—
6.01.23	Legname e affini	23	80	—	6.03.02	Confez. uomo, signora e bambino	39	61	—
6.01.24	Pelli greggie	2	6	—	6.03.03	Bianch., magl., art. abbigliam. .	59	144	6
6.01.25	Solfo, pietre per uso industriale	—	—	—	6.03.04	Filati, mercerie, passam. e ricami	148	228	1
6.01.26	Materiali da costruzione	20	154	72	6.03.05	Cappelli	16	29	—
6.01.27	Metalli ferrosi.	1	1	—	6.03.06	Cuoi, pellami e access. calzate. .	7	10	—
6.01.28	Metalli non ferrosi.	—	—	—	6.03.07	Calzature.	110	183	3
6.01.29	Minerali metalliferi	—	—	—	6.03.08	Ombrelli, bastoni, artic. viaggio	5	9	—
6.01.30	Combustibili solidi.	34	99	107	6.03.09	Pelliccerie	2	3	—
6.01.31	Oli miner., carbur. e lubrificanti	8	98	49	6.03.10	Articoli sportivi.	3	5	—
6.01.32	Cenci, cascami, carta da macero	16	56	29	6.03.11	Art. gomma, effetti vest. gomm.	5	10	3
6.01.33	Rottami metallici	1	1	—	6.03.12	Spaghi, cordami, sacchi, tele iuta	3	3	—
6.01 C	Prodotti industriali non aliment.	67	305	21	6.03.13	Art. in vimini, giunchi e simili	2	2	—
6.01.34	Prod. finiti in ferro o altro met.	4	20	—	6.03.14	Mobili	28	44	—
6.01.35	Macchine utensili	1	3	1	6.03.15	Stucchi, carte da parati ed affini	—	—	—
6.01.36	Macchine per l'industria tessile.	—	—	—	6.03.16	Utens., casual, vetrerie, ceramiche	87	134	1
6.01.37	Macchine per l'edilizia.	—	—	—	6.03.17	Chincaglierie e bigiotterie . . .	7	10	—
6.01.38	Altre macch. per ind. e comm.	1	4	—	6.03.18	Botteghe antiquarie	3	4	—
6.01.39	Attrezzi e mater. per uso industr.	1	1	—	6.03.19	Ogg. d'arte moderna e contemp.	1	2	—
6.01.40	Macchine e attrezzi agricoli . .	—	—	—	6.03.20	Quadri, bronzi, sculture, stampe	7	10	—
6.01.41	Macchine per scrivere e calcolare	1	6	—	6.03.21	Arredi sacri e articoli religiosi .	3	7	—
6.01.42	Appar. e mater. radio-televisivo	2	8	—	6.03.22	Gioielli., orific., argent. e orolog.	52	89	7
6.01.43	Appar. ott., fotog., strum. precis.	—	—	—	6.03.23	Fiori e piante ornam. e da fiore	20	34	—
6.01.44	Orologerie ed accessori.	—	—	—	6.03.24	Tessuti per arredam. e tendaggi	1	2	—
6.01.45	Veicoli, access. e parti ricambio	—	—	—	6.03.25	Grandi magazzini	1	97	17
6.01.46	Gioie, pietre e metalli preziosi	—	—	—	6.03.26	Indumenti e oggetti usati . . .	4	4	—
6.01.47	Prodotti chimici per l'agricoltura	4	6	—	6.03.27	Altri prodotti tess. e art. vestiario	53	127	—
6.01.48	Cuoi e pelli conciate	2	8	5	6.04	COMM. MIN. PROD. MECCAN. E ART. VARI	750	1.482	476
6.01.49	Calzature ed access. per calzature	3	11	—	6.04.01	Ferramenta, utensili, casseforti.	84	184	27
6.01.50	Tessuti per abbigliamento . . .	7	53	—	6.04.02	Appar. e mater. per imp. idraul.	15	49	—
6.01.51	Tessuti per arredamento	—	—	—	6.04.03	Macch. ap. attr. per agr. e ind.	13	28	2
6.01.52	Filati, cucir., mercer. e passaman.	13	68	—	6.04.04	Macch., mob., attr. met. per uffici	4	19	—
6.01.53	Articoli abbigliam. e vestiario .	3	9	9	6.04.05	Mater. elettr., oggetti illuminaz.	33	75	1
6.01.54	Pellicce e pelli da pellicceria .	—	—	—	6.04.06	Apparecchi elettrodomestici. . .	40	86	12
6.01.55	Art. da viaggio, pellett., marocch.	—	—	—	6.04.07	Macch., mob. in met. per uso dom.	16	41	2
6.01.56	Mobili	3	11	—	6.04.08	Appar. ott., fot., strum. di precis.	17	38	3
6.01.57	Oggetti di arredamento	—	—	—	6.04.09	Armi, muniz., attr. caccia e pesca	22	39	8
6.01.58	Carta da parati.	—	—	—	6.04.10	Veicoli, pezzi ricambio e access.	23	81	8
6.01.59	Macch. e appar. per uso domestico	1	4	—	6.04.11	Motoveic., bicicl., pezzi ricambio	26	54	4
6.01.60	Vetrerie, cristallerie, ceramiche .	2	6	—	6.04.12	Cartolerie.	40	75	—
6.01.61	Spaghi e cordami, sacchi e simili	—	—	—	6.04.13	Librerie	10	22	—
6.01.62	Recip. in legno, articoli vimini .	—	—	—	6.04.14	Rivendite giornali e riviste . .	40	73	—
6.01.63	Carta e cartone in genere	1	6	—	6.04.15	App. rad.-telev., gramm., dischi	32	63	—
6.01.64	Artic. cartoleria e cancelleria . .	1	2	—	6.04.16	Pianof. e strum. a fiato e corda	2	4	—
6.01.65	Libri.	—	—	—	6.04.17	Edizioni musicali	—	—	—
6.01.66	Prod. chimici, oli e grassi per ind.	2	5	—	6.04.18	Giocattoli e affini	14	22	—
6.01.67	Colori e vernici	7	12	—	6.04.19	Vernici, smalti, colori, pennelli.	16	34	—
6.01.68	Saponi bucati, deters. e candele	1	2	—	6.04.20	Laterizi, cemento, calce	30	44	6
6.01.69	Special. medicinali e profumeria	5	27	6	6.04.21	Art. sanit., prod. chimico-farmac.	5	7	—
6.01.70	Art. sanit., da medic. e ferri chir.	—	—	—	6.04.22	Profum., ogg. per toletta e igien.	14	29	4
6.01.71	Giocattoli e articoli sportivi . .	—	—	—	6.04.23	Distributori di carburanti	110	195	229
6.01.72	Strum. musicali e accessori . . .	—	—	—	6.04.24	Distributori di gas in bombole.	52	68	1
6.01.73	Altri prod. ind. non alimentari.	2	3	—	6.04.25	Legna da ardere e carbone . .	52	87	168
6.02	COMM. MINUTO GENERI ALIMENTARI	1.809	3.336	931	6.04.26	Concimi e altri prod. utili agric.	22	34	1
6.02.01	Macellerie di carne bovina . . .	38	64	41	6.04.27	Saponi da bucato, detersivi, ecc.	7	11	—
6.02.02	Macellerie di carne equina . . .	2	5	1					

Segue Tav. 9 — Unità locali, addetti e potenza utilizzabile, per categoria di attività economica

N classi- fica- zione	RAMI, CLASSI, SOTTOCLASSI E CATEGORIE DI ATTIVITÀ ECONOMICA	UNITÀ LOCALI			N classi- fica- zione	RAMI, CLASSI, SOTTOCLASSI E CATEGORIE DI ATTIVITÀ ECONOMICA	UNITÀ LOCALI		
		N	Addetti	Potenza utilizza- bile HP			N	Addetti	Potenza utilizza- bile HP
6.04.28	Francobolli da collezione	—	—	—	7.05	TRASPORTI MARITTIMI	4	104	643
6.04.29	Animali vivi (pesci col., cani, ecc.)	2	3	—	7.05.01	Navigazione di cabotaggio	1	3	—
6.04.30	Altri articoli e prodotti vari . .	9	17	—	7.05.02	Navigazione internazionale	3	101	643
6.05	COMM. MIN. GEN. ALIM. E NON ALIM.	444	817	139	7.06	TRASPORTI AEREI	—	—	—
6.05.01	Carne, pollame, selvagg. e uova	6	9	7	7.06.01	Servizi di trasporti interni	—	—	—
6.05.02	Pane, paste alimentari e farine .	275	513	117	7.06.02	Servizi di trasp. internazionali . .	—	—	—
6.05.03	Pizzic., salum., sals., rosticcerie .	2	9	—	7.07	ATTIVITÀ AUSILIARIE TRASPORTI. . .	75	147	41
6.05.04	Frutta, ortaggi e generi affini . .	19	30	—	7.07.01	Agenzie di viaggio e turismo . . .	11	19	—
6.05.05	Vini, liquori, oli	7	12	—	7.07.02	Servizi ausiliari ferrovie	2	5	—
6.05.06	Generi alimentari vari	113	197	14	7.07.03	Serv. ausil. trasp. su via ordin. . .	28	46	32
6.05.07	Tessuti, biancheria, merceria . .	10	18	—	7.07.04	Serv. ausil. trasp. mar., lac. e fluv. .	—	—	—
6.05.08	Calzature e accessori, pellami . .	8	12	—	7.07.05	Servizi ausil. trasporti via aerea . .	—	—	—
6.05.09	Mobili legno, articoli vimini . . .	—	—	—	7.07.06	Impr. carico, scarico e facch. . . .	3	32	—
6.05.10	Prod. tessili e artic. vestiario . .	—	—	—	7.07.07	Imprese di portabagagli	—	—	—
6.05.11	Prod. meccanici e affini	3	15	1	7.07.08	Imprese di spedizioni	—	—	—
6.05.12	Prod. e artic. vari non aliment.	1	2	—	7.07.09	Noleggio mezzi di trasporto	31	45	9
6.06	COMMERCIO AMBULANTE	1.069	1.415	—	7.08	COMUNICAZIONI	84	754	135
6.06.01	Generi alimentari	546	677	—	7.08.01	Servizi postelegrafonici	75	735	135
6.06.02	Articoli abbigliamento	190	300	—	7.08.02	Servizi radiotelegraf. e televisivi .	—	—	—
6.06.03	Articoli vari	333	438	—	7.08.03	Servizi ausiliari comunicazioni . .	9	19	—
6.07	ALBERGHI E PUBBLICI ESERCIZI . .	1.138	2.228	838	8	CREDITO E ASSICURAZIONE	234	950	21
6.07.01	Alberghi, pensioni, locande	212	467	339	8.01	CREDITO	104	614	21
6.07.02	Stabilimenti balneari	6	9	—	8.01.01	Ist. emiss. e di diritto pubblico . .	5	100	14
6.07.03	Ristoranti, trattorie, osterie . . .	153	334	86	8.01.02	Banche, casse di risparmio, ecc. . .	82	485	7
6.07.04	Caffè, bar, gelaterie e simili . . .	715	1.318	349	8.01.03	Istituti speciali credito.	1	1	—
6.07.05	Pasticc. con event. anness. produz.	15	47	39	8.01.04	Monti pegno 2ª cat. e agenzie private di pegno	1	4	—
6.07.06	Latterie	32	48	21	8.01.05	Mutue di credito	4	14	—
6.07.07	Sale da biliardo, sale da ballo . .	5	5	4	8.01.06	Servizi ausiliari del credito.	11	10	—
6.08	ATTIVITÀ AUSILIARIE DEL COMMERCIO	60	111	7	8.02	ASSICURAZIONE	36	81	—
6.08.01	Magazz. gen. dep. conto terzi . .	4	9	—	8.02.01	Assicurazione ramo vita	—	—	—
6.08.02	Mag. dep. ditte ind. e comm. . . .	4	18	—	8.02.02	Assicurazione ramo danni	—	—	—
6.08.03	Rappresentanze di commercio . . .	31	48	—	8.02.03	Assicurazione mista	6	13	—
6.08.04	Mediazione immobili e terreni . .	1	1	—	8.02.04	Servizi ausiliari assicurazione . .	30	68	—
6.08.05	Imprese immobiliari	—	—	—	8.03	GESTIONI FINANZIARIE	94	255	—
6.08.06	Mediazione di bestiame	5	5	—	8.03.01	Istituti finanziari	2	5	—
6.08.07	Mediazione di merci varie	1	1	—	8.03.02	Gestione entrate finanziarie . . .	85	238	—
6.08.08	Agenzie distribuz. prodotti vari . .	3	4	—	8.03.03	Banchi lotto, conc. pronost., ecc. .	7	12	—
6.08.09	Agenz. inform. comm. e serv. vari .	2	2	—	9	SERV. E ATTIV. SOCIALI VARIE	846	1.698	672
6.08.10	Vendita all'asta mobili e oggetti . .	—	—	—	9.01	SERVIZI PER IGIENE E PULIZIA	690	1.302	513
6.08.11	Agenzie di pubblicità	5	10	—	9.01.01	Serv. igiene ed estet. persona . . .	571	887	188
6.08.12	Gestione di pubblici mercati . . .	3	10	7	9.01.02	Lavand., stirerie, smacchiatricie . .	72	179	276
6.08.13	Forniture di bordo, casermaggio . .	1	3	—	9.01.03	Serv. pulizia e disinfezione locali .	2	14	11
6.08.14	Noleggio attrezzature, macchine . .	—	—	—	9.01.04	Servizi nettezza urbana	17	161	38
6.08.15	Noleggio oggetti uso personale . . .	—	—	—	9.01.05	Servizi funebri	28	61	—
7	TRASPORTI E COMUNICAZIONI.	895	2.608	1.051	9.02	SERVIZI DELLO SPETTACOLO.	47	176	155
7.01	TRASP. FERROV. E TRAMV. ESTRAURB.	11	273	151	9.02.01	Imprese dello spettacolo	47	176	155
7.01.01	Ferrovie esercitate dallo Stato . .	11	273	151	9.03	SERVIZI SANITARI	99	195	4
7.01.02	Ferrovie in concessione	—	—	—	9.03.1	Servizi sanitari privati	99	195	4
7.01.03	Servizi tramvie estraurbane	—	—	—	9.03.01	Stab. idropinici e idrotermali . . .	—	—	—
7.02	TRASPORTI ESTRAURBANI SU STRADA .	539	1.104	79	9.03.05	Farmacie	99	195	4
7.02.01	Autol., filovie, funivie estraurb. .	19	146	51	9.04	SERV. PRIV. ISTR. E FORMAZ. PROFES.	7	20	—
7.02.02	Trasporto persone con autovett. . .	71	84	—	9.04.03	Scuole guida, pilotaggio e simili . .	7	20	—
7.02.03	Serv. estraurb. trasporto merci . . .	449	874	28	9.08	SERV. VARI NON ALTROVE CLASSIFIC.	3	5	—
7.03	TRASPORTI URBANI	182	226	2	9.08.03	Copisterie	3	5	—
7.03.01	Tramvie, filovie, autolinee	—	—	—	9.08.06	Centri meccanogr. per conto terzi .	—	—	—
7.03.02	Trasp. pers. con vett. e autovett. . .	91	104	1					
7.03.03	Servizi urbani trasporto merci. . . .	91	122	1					
7.04	TRASPORTI LACUALI E FLUVIALI . . .	—	—	—					
7.04.01	Navigazione lacuale	—	—	—					
7.04.02	Navigazione fluviale	—	—	—					
						TOTALE	13.744	41.803	63.250

Segue Tav. 10 — Addetti alle unità locali per categoria posizionale e sesso

N classi- fica- zione	RAMI, CLASSI E SOTTOCLASSI DI ATTIVITÀ ECONOMICA	IMPREDI- TORI, TITOLARI, COOPERATORI		FAMILIARI COADIUVANTI		DIRIGENTI E IMPIEGATI		CATEGORIE SPECIALI, OPERAI SPE- CIALIZZATI E QUALIFICATI		OPERAI COMUNI E MANOVALI		APPRENDISTI		ALTRI		TOTALE	
		MF	M	MF	M	MF	M	MF	M	MF	M	MF	M	MF	M	MF	M
3.20	Industrie della gomma elastica	18	18	4	4	—	—	1	1	—	—	4	4	—	—	27	27
3.21	Prod. della cellulosa per tessuti, delle fibre tessili artificiali e sintetiche . .	—	—	—	—	—	—	—	—	—	—	—	—	—	—	—	—
3.22	Industrie della carta e della cartotecnica	5	5	2	1	5	3	13	13	34	33	17	3	—	—	76	58
3.23	Industrie poligrafiche ed editoriali . . .	55	50	18	10	6	4	54	47	22	17	49	32	2	2	206	162
3.24	Industrie foto-fono-cinematografiche . .	46	43	21	11	—	—	5	4	—	—	5	2	—	—	77	60
3.25	Prod. oggetti in materie plastiche . . .	4	4	1	—	2	1	3	3	3	3	13	5	2	—	28	16
3.26	Industrie manifatturiere varie	10	10	6	4	1	1	13	11	9	7	12	3	—	—	51	36
4	COSTRUZIONI E INSTALL. DI IMPIANTI .	422	421	114	107	96	76	1.396	1.391	2.253	2.237	284	284	2	2	4.567	4.518
4.01	Costruzioni	404	403	107	101	93	74	1.337	1.332	2.193	2.177	254	254	2	2	4.390	4.343
4.02	Installazione impianti.	18	18	7	6	3	2	59	59	60	60	30	30	—	—	177	175
5	PROD. E DISTRIB. DI ENERGIA ELET- TRICA E GAS, DISTRIBUZIONE DI ACQUA	51	50	—	—	45	40	138	137	101	99	3	3	22	18	360	347
5.01	Prod. e distrib. di energia elettrica	10	9	—	—	13	11	57	57	49	47	2	2	—	—	131	126
5.02	Prod. e distribuzione di gas.	1	1	—	—	12	11	26	26	20	20	—	—	—	—	59	58
5.03	Distribuzione di acqua	40	40	—	—	20	18	55	54	32	32	1	1	22	18	170	163
6	COMMERCIO	6.392	3.812	3.608	1.412	785	397	383	292	1.021	553	482	191	88	50	12.759	6.707
6.01	Commercio all'ingrosso	382	345	162	92	273	190	151	119	713	336	66	40	32	31	1.779	1.153
6.01 A	Prodotti agricoli e alimentari.	211	191	94	56	78	64	97	66	483	131	19	6	6	6	979	520
6.01 B	Materie prime e ausil. non alimentari	110	102	37	22	103	74	31	31	180	160	14	12	20	20	495	421
6.01 C	Prodotti industriali non alimentari .	61	52	31	14	92	52	23	22	50	45	42	22	6	5	305	212
6.02	Comm. al minuto generi alimentari . .	1.743	931	1.206	447	166	67	55	48	55	36	101	38	10	4	3.336	1.571
6.03	Comm. al minuto prodotti tessili e arti- coli di vestiario e abbigliamento . .	856	418	408	146	155	37	20	10	34	22	115	10	3	—	1.591	643
6.04	Comm. al minuto prodotti meccanici .	735	593	351	165	124	69	65	64	107	103	96	65	4	4	1.482	1.063
6.05	Comm. al minuto generi diversi, alim. e non alimentari.	438	225	339	107	12	3	3	1	13	8	12	2	—	—	817	346
6.06	Commercio ambulante	1.070	715	333	162	—	—	—	—	12	11	—	—	—	—	1.415	888
6.07	Alberghi e pubblici esercizi	1.111	534	803	290	34	16	82	43	75	25	88	36	35	7	2.228	951
6.08	Attività ausiliarie del commercio. . . .	57	51	6	3	21	15	7	7	12	12	4	—	4	4	111	92
7	TRASPORTI E COMUNICAZIONI.	915	898	162	130	483	311	488	439	233	230	11	10	316	272	2.608	2.290
7.01	Trasporti ferrov. e tramv. extraurbani .	—	—	—	—	51	51	44	44	125	125	—	—	53	53	273	273
7.02	Trasporti extraurbani su strada	603	600	110	97	20	16	298	298	60	59	7	6	6	6	1.104	1.082
7.03	Trasporti urbani	190	189	24	23	1	1	6	6	5	5	—	—	—	—	226	224
7.04	Trasporti lacuali e fluviali.	—	—	—	—	—	—	—	—	—	—	—	—	—	—	—	—
7.05	Trasporti marittimi.	9	9	1	1	44	36	48	48	2	2	—	—	—	—	104	96
7.06	Trasporti aerei.	—	—	—	—	—	—	—	—	—	—	—	—	—	—	—	—
7.07	Attività ausiliarie dei trasporti	101	97	16	7	10	6	2	2	9	9	3	3	6	6	147	130
7.08	Comunicazioni	12	3	11	2	357	201	90	41	32	30	1	1	251	207	754	485
8	CREDITO, ASSICURAZ. E GESTIONI FINANZ.	68	68	3	3	784	695	60	60	—	—	5	1	30	27	950	854
8.01	Credito	28	28	—	—	512	472	55	55	—	—	—	—	19	16	614	571
8.02	Assicurazione	36	36	2	2	39	16	—	—	—	—	3	—	1	1	81	55
8.03	Gestioni finanziarie.	4	4	1	1	233	207	5	5	—	—	2	1	10	10	255	228
9	SERVIZI E ATTIVITÀ SOCIALI VARIE	870	555	196	88	72	48	102	88	207	176	223	82	28	19	1.698	1.056
9.01	Servizi per l'igiene e la pulizia	690	414	137	59	14	13	53	46	174	154	217	80	17	12	1.302	778
9.02	Servizi dello spettacolo	61	57	23	10	14	11	45	38	26	18	—	—	7	6	176	140
9.03	Servizi sanitari.	99	67	32	15	44	24	4	4	7	4	5	2	4	1	195	117
9.03 A	Servizi sanitari privati	99	67	32	15	44	24	4	4	7	4	5	2	4	1	195	117
9.04	Servizi privati per l'istruzione e la for- mazione professionale.	17	16	3	3	—	—	—	—	—	—	—	—	—	—	20	19
9.08	Servizi vari, non altrove classificati . .	3	1	1	1	—	—	—	—	—	—	1	—	—	—	5	2
	TOTALE	14.060	10.248	5.272	2.497	2.918	2.071	6.673	5.940	7.437	6.183	4.887	3.301	556	439	41.803	30.679
	FINO A 18 ANNI	30	10	296	144	28	4	73	32	197	140	2.872	1.882	9	4	3.505	2.216
	DA 18 A 20 ANNI	121	38	305	171	131	39	152	94	322	151	1.264	855	5	2	2.300	1.350
	OLTRE 20 ANNI	13.909	10.200	4.671	2.182	2.759	2.028	6.448	5.814	6.918	5.892	751	564	542	433	35.998	27.113

Segue TAV. 11 — Spese per il personale nel 1960 per titolo di spesa e gruppi posizionali del personale
Migliaia di lire

N classi- fica- zione	RAMI, CLASSI E SOTTOCLASSI DI ATTIVITÀ ECONOMICA	RETRIBUZIONI LORDE				RITENUTE A CARICO DEL PERSONALE				CONTRIBUTI E SPESE A CARICO DEL DATORE DI LAVORO			
		Totale		assegni familiari		Totale		contributi sociali obbligatori		Totale		contributi sociali obbligatori	
		Dirig. e impieg.	Altro perso- nale	Dirig. e impieg.	Altro perso- nale	Dirig. e impieg.	Altro perso- nale	Dirig. e impieg.	Altro perso- nale	Dirig. e impieg.	Altro perso- nale	Dirig. e impieg.	Altro perso- nale
3.20	Industrie della gomma elastica	—	373	—	—	—	6	—	6	—	35	—	35
3.21	Produtz. della cellulosa per tessuti, delle fibre tessili artificiali e sintetiche . .	—	—	—	—	—	—	—	—	—	—	—	—
3.22	Industrie della carta e della cartotecnica	90	1.140	—	44	8	20	6	18	30	115	30	115
3.23	Industrie poligrafiche ed editoriali . . .	3.751	38.569	96	2.496	390	2.308	243	1.845	1.464	13.605	1.127	13.012
3.24	Industrie foto-fono-cinematografiche . .	—	2.975	—	288	—	123	—	121	—	773	—	773
3.25	Produtz. oggetti in materie plastiche . .	288	2.792	—	148	22	181	22	179	110	1.299	110	1.287
3.26	Industrie manifatturiere varie	526	11.116	79	2.038	35	548	27	484	147	4.552	147	4.552
4	Costruzioni e install. di impianti . . .	46.117	1.246.352	3.533	215.299	3.275	72.356	2.475	61.349	19.867	492.647	17.790	475.237
4.01	Costruzioni	43.082	1.180.887	3.236	204.921	2.988	68.670	2.267	58.434	19.044	466.451	17.141	450.193
4.02	Installazione impianti.	3.035	65.465	297	10.378	287	3.686	208	2.915	823	26.196	649	25.044
5	Produtz. e distribuz. di energia elet- trica e gas, distribuzione di acqua	54.901	182.146	2.836	19.464	4.968	12.235	2.386	7.679	17.147	59.738	14.303	51.150
5.01	Produtz. e distribuz. di energia elettrica	16.096	83.483	880	8.414	1.261	4.785	570	2.821	5.899	31.247	4.532	25.542
5.02	Produtz. e distribuzione di gas	23.483	46.851	898	4.993	2.318	3.120	853	1.651	8.356	15.706	6.879	13.308
5.03	Distribuzione di acqua	15.322	51.812	1.058	6.057	1.389	4.330	963	3.207	2.892	12.785	2.892	12.300
6	Commercio	384.623	631.376	24.249	64.213	30.515	37.218	22.677	30.460	156.052	223.959	126.152	207.696
6.01	Commercio all'ingrosso	154.398	270.268	10.619	34.428	11.483	15.771	8.847	13.615	63.476	103.096	52.383	97.413
6.01 A	Prodotti agricoli e alimentari.	60.354	133.057	3.894	15.885	4.225	7.561	3.120	6.574	25.554	53.566	19.721	49.999
6.01 B	Materie prime e ausil. non alimentari	46.747	93.649	2.806	14.813	3.948	5.642	2.643	4.636	20.299	34.733	15.757	33.546
6.01 C	Prodotti industriali non alimentari .	47.297	43.562	3.919	3.730	3.310	2.568	3.084	2.405	17.623	14.797	16.905	13.868
6.02	Comm. al minuto generi alimentari . . .	73.976	71.128	5.342	7.315	5.542	3.877	4.248	3.265	30.129	22.317	24.238	20.550
6.03	Comm. al minuto prodotti tessili e arti- coli di vestiario e abbigliamento. . .	62.408	35.093	2.780	2.038	5.119	1.571	3.695	1.333	28.576	10.345	18.694	8.507
6.04	Comm. al minuto prod. meccanici	62.744	93.841	3.491	11.005	5.996	5.567	4.013	4.353	24.016	33.816	21.444	29.757
6.05	Comm. al minuto generi diversi, alim. e non alimentari.	4.727	7.756	875	486	344	342	262	287	1.587	2.656	1.430	2.467
6.06	Commercio ambulante	—	—	—	—	—	—	—	—	—	—	—	—
6.07	Alberghi e pubblici esercizi	8.603	144.850	934	7.712	526	9.524	471	7.151	2.715	48.737	2.570	46.591
6.08	Attività ausiliarie del commercio. . . .	17.767	8.440	208	1.229	1.505	566	1.141	456	5.553	2.992	5.393	2.411
7	Trasporti e comunicazioni.	541.880	767.032	31.727	95.121	43.801	53.489	27.117	37.826	93.423	239.053	85.264	211.320
7.01	Trasporti ferrov. e tramv. extraurbani .	71.041	212.735	6.858	33.098	6.379	17.273	4.215	12.561	35.458	96.320	35.458	96.320
7.02	Trasporti extraurbani su strada	12.003	161.326	883	26.694	961	10.586	647	8.043	5.796	69.561	5.129	66.088
7.03	Trasporti urbani	—	2.886	—	501	—	174	—	166	—	1.247	—	1.224
7.04	Trasporti lacuali e fluviali.	—	—	—	—	—	—	—	—	—	—	—	—
7.05	Trasporti marittimi.	50.622	59.978	3.078	3.073	4.388	3.483	2.062	2.054	16.706	15.122	13.981	13.477
7.06	Trasporti aerei.	—	—	—	—	—	—	—	—	—	—	—	—
7.07	Attività ausiliarie dei trasporti	3.758	6.749	73	1.073	218	353	175	331	1.429	3.187	1.358	2.724
7.08	Comunicazioni	404.456	323.358	20.835	30.682	31.855	21.620	20.018	14.671	34.034	53.616	29.338	31.487
8	Credito, assicuraz. e gestioni finanz.	1.083.606	87.309	88.054	10.329	112.873	7.717	65.626	5.398	403.833	32.147	303.821	26.848
8.01	Credito	803.860	76.243	65.441	9.980	85.251	6.675	47.517	4.656	310.730	28.760	212.994	23.469
8.02	Assicurazione	15.019	822	638	—	983	22	858	22	5.058	138	4.364	130
8.03	Gestioni finanziarie.	264.727	10.244	21.975	349	26.639	1.020	17.251	720	88.045	3.249	86.463	3.249
9	Servizi e attività sociali varie	68.623	176.486	4.757	21.804	6.729	11.191	4.422	8.367	20.787	41.378	17.527	39.613
9.01	Servizi per l'igiene e la pulizia	21.592	142.042	1.881	18.182	2.540	9.125	1.659	6.946	5.516	30.606	5.248	30.444
9.02	Servizi dello spettacolo	16.983	28.689	927	3.290	1.583	1.747	767	1.126	6.403	8.473	3.876	7.061
9.03	Servizi sanitari.	30.048	5.575	1.949	332	2.606	319	1.996	295	8.868	2.299	8.403	2.108
9.03 A	Servizi sanitari privati	30.048	5.575	1.949	332	2.606	319	1.996	295	8.868	2.299	8.403	2.108
9.04	Servizi privati per l'istruzione e la for- mazione professionale.	—	—	—	—	—	—	—	—	—	—	—	—
9.08	Servizi vari, non altrove classificati . .	—	180	—	—	—	—	—	—	—	—	—	—
	TOTALE	2.759.829	6.620.762	188.873	911.311	259.450	402.091	159.646	310.275	941.511	2.564.892	727.333	2.184.046

N classi- fica- zione	RAMI E CLASSI DI ATTIVITÀ ECONOMICA	PROVINCIA					1. ACQUALAGNA					2. APÈCCHIO				
		Im- prese	Unità locali				Im- prese	Unità locali				Im- prese	Unità locali			
			Totale		con forza motrice			Totale		con forza motrice			Totale		con forza motrice	
			N	Ad- detti	N	Poten- za utiliz- zabile HP		N	Ad- detti	N	Poten- za utiliz- zabile HP		N	Ad- detti	N	Poten- za utiliz- zabile HP
1	AGRICOLTURA, FORESTE, CACCIA E PESCA	413	490	1.457	22	331	—	1	1	—	—	1	2	3	—	—
1.03	Foreste	9	9	34	1	32	—	—	—	—	—	—	—	—	—	—
1.04	Pesca	115	115	486	—	—	—	—	—	—	—	—	—	—	—	—
1.05	Attività connesse con l'agricoltura	289	366	937	21	299	—	1	1	—	—	1	2	3	—	—
2	INDUSTRIE ESTRATTIVE	33	47	747	20	6.309	2	2	15	—	—	—	—	—	—	—
2.01	Estraz. di carboni fossili e di torba	—	—	—	—	—	—	—	—	—	—	—	—	—	—	—
2.02	Estraz. di combustibili liquidi e gassosi	—	2	2	—	—	—	—	—	—	—	—	—	—	—	—
2.03	Estraz. di minerali metalliferi	—	—	—	—	—	—	—	—	—	—	—	—	—	—	—
2.04	Estraz. di altri minerali	33	45	745	20	6.309	2	2	15	—	—	—	—	—	—	—
3	INDUSTRIE MANIFATTURIERE	4.059	4.181	16.657	1.921	47.133	44	47	227	28	751	24	24	44	15	115
3.01	Industrie alimentari e affini	343	380	1.312	303	14.816	3	4	5	2	52	8	8	17	7	96
3.02	Industria del tabacco	2	5	18	4	57	—	—	—	—	—	—	—	—	—	—
3.03	Seta, cotone e lav. fibre tess. artificiali	1	1	10	1	7	—	—	—	—	—	—	—	—	—	—
3.04	Industrie della lana	16	16	296	8	601	—	—	—	—	—	—	—	—	—	—
3.05	Industrie delle fibre dure e tessili varie	370	380	717	12	110	2	3	3	—	—	—	—	—	—	—
3.06	Ind. del vestiario e dell'abbigliamento	850	862	1.867	19	216	5	5	6	—	—	2	2	5	—	—
3.07	Industrie delle calzature	338	341	663	58	223	6	6	7	2	3	4	4	5	—	—
3.08	Industrie delle pelli e del cuoio	11	12	23	4	21	—	—	—	—	—	—	—	—	—	—
3.09	Industria mobilio e arredam. in legno	328	332	3.402	300	7.989	3	3	53	3	34	—	—	—	—	—
3.10	Industrie del legno	533	544	1.718	434	3.681	7	7	8	7	20	5	5	8	4	12
3.11	Industrie metallurgiche	—	—	—	—	—	—	—	—	—	—	—	—	—	—	—
3.12	Macchine non elettr., carpent. metallica	26	28	919	28	3.577	—	—	—	—	—	—	—	—	—	—
3.13	Macchine e apparecchi elettrici	6	6	57	6	48	—	—	—	—	—	—	—	—	—	—
3.14	Mecc. di precisione ; oreficeria, argenteria	9	9	12	7	4	—	—	—	—	—	—	—	—	—	—
3.15	Officine meccaniche	957	975	2.392	564	3.281	12	13	27	8	109	4	4	8	4	7
3.16	Industrie costruz. mezzi di trasporto	3	3	461	3	2.127	—	—	—	—	—	—	—	—	—	—
3.17	Industrie lavor. minerali non metalliferi	147	161	2.227	111	8.556	6	6	118	6	533	—	—	—	—	—
3.18	Industrie chimiche	8	11	98	6	938	—	—	—	—	—	—	—	—	—	—
3.19	Industrie derivati petrolio e carbone	—	—	—	—	—	—	—	—	—	—	—	—	—	—	—
3.20	Industrie della gomma elastica	17	17	27	15	34	—	—	—	—	—	—	—	—	—	—
3.21	Prod. cellul. per tess., fibre tess. artifice.	—	—	—	—	—	—	—	—	—	—	—	—	—	—	—
3.22	Industrie della carta e cartotecnica	5	5	76	3	317	—	—	—	—	—	—	—	—	—	—
3.23	Industrie poligrafiche ed editoriali	34	36	206	26	407	—	—	—	—	—	—	—	—	—	—
3.24	Industrie foto-fono-cinematografiche	44	46	77	3	3	—	—	—	—	—	1	1	1	—	—
3.25	Prod. oggetti in materie plastiche	3	3	28	3	61	—	—	—	—	—	—	—	—	—	—
3.26	Industrie manifatturiere varie	8	8	51	3	59	—	—	—	—	—	—	—	—	—	—
4	Costruzioni e install. di impianti	349	480	4.567	130	1.537	2	5	44	1	6	—	2	15	—	—
4.01	Costruzioni	334	462	4.390	124	1.508	2	5	44	1	6	—	2	15	—	—
4.02	Installazione impianti	15	18	177	6	29	—	—	—	—	—	—	—	—	—	—
5	ENERGIA ELETTRICA, GAS E ACQUA	51	71	360	33	2.924	1	1	14	—	—	1	1	2	—	—
5.01	Prod. e distribuz. di energia elettrica	7	21	131	12	838	1	1	14	—	—	—	—	—	—	—
5.02	Produzione e distribuzione di gas	1	2	59	2	65	—	—	—	—	—	—	—	—	—	—
5.03	Distribuzione di acqua	43	48	170	19	2.021	—	—	—	—	—	1	1	2	—	—
6	COMMERCIO	6.180	6.500	12.759	1.263	3.272	74	76	119	13	33	77	78	160	7	8
6.01	Commercio all'ingrosso	327	375	1.779	80	843	2	2	2	—	—	6	6	13	—	—
6.02	Comm. al minuto generi alimentari	1.706	1.809	3.336	519	931	23	24	36	6	7	29	29	60	5	6
6.03	Comm. al min. prod. tess. e art. abbigl.	819	855	1.591	18	38	14	14	16	—	—	15	15	25	—	—
6.04	Comm. al minuto prod. meccanici	692	750	1.482	125	476	10	10	16	2	22	5	6	12	—	—
6.05	Comm. al min. gen. alim. e non alim.	432	444	817	92	139	4	4	6	—	—	—	—	—	—	—
6.06	Commercio ambulante	1.069	1.069	1.415	—	—	10	10	13	—	—	3	3	3	—	—
6.07	Alberghi e pubblici esercizi	1.084	1.138	2.228	428	838	11	12	30	5	4	19	19	47	2	2
6.08	Attività ausiliarie del commercio	51	60	111	1	7	—	—	—	—	—	—	—	—	—	—
7	TRASPORTI E COMUNICAZIONI	783	895	2.608	39	1.051	9	10	27	—	—	9	11	33	—	—
7.01	Trasporti ferrov. e tramv. extraurbani	—	11	273	4	151	—	—	—	—	—	—	—	—	—	—
7.02	Trasporti extraurbani su strada	517	539	1.104	12	79	9	9	21	—	—	9	10	27	—	—
7.03	Trasporti urbani	181	182	226	2	2	—	—	—	—	—	—	—	—	—	—
7.04	Trasporti lacuali e fluviali	—	—	—	—	—	—	—	—	—	—	—	—	—	—	—
7.05	Trasporti marittimi	4	4	104	1	643	—	—	—	—	—	—	—	—	—	—
7.06	Trasporti aerei	—	—	—	—	—	—	—	—	—	—	—	—	—	—	—
7.07	Attività ausiliarie dei trasporti	69	75	147	12	41	—	—	—	—	—	—	—	—	—	—
7.08	Comunicazioni	12	84	754	8	135	—	1	6	—	—	—	1	6	—	—
8	CREDITO E ASSICURAZIONE	67	234	950	4	21	—	4	5	—	—	—	4	5	—	—
8.01	Credito	29	104	614	4	21	—	2	3	—	—	—	1	2	—	—
8.02	Assicurazione	32	36	81	—	—	—	—	—	—	—	—	—	—	—	—
8.03	Gestioni finanziarie	6	94	255	—	—	—	2	2	—	—	—	3	3	—	—
9	SERVIZI E ATTIVITÀ SOCIALI VARIE	785	846	1.698	206	672	6	6	7	3	—	6	6	6	—	—
9.01	Servizi per l'igiene e la pulizia	636	690	1.302	174	513	5	5	6	3	—	5	5	5	—	—
9.02	Servizi dello spettacolo	43	47	176	29	155	—	—	—	—	—	—	—	—	—	—
9.03	Servizi sanitari	96	99	195	3	4	1	1	1	—	—	1	1	1	—	—
9.04	Servizi privati per l'istruzione	7	7	20	—	—	—	—	—	—	—	—	—	—	—	—
9.08	Servizi vari, non altrove classificati	3	3	5	—	—	—	—	—	—	—	—	—	—	—	—
	TOTALE	12.720	13.744	41.803	3.638	63.250	138	152	459	45	790	118	128	268	22	123

unità locali per comune

3. AUDITORE					4. BARCHI					5. BELFORTE ALL'ISAURO					6. BORGO PACE					N classi- fica- zione
Unità locali					Unità locali					Unità locali					Unità locali					
Totale		con forza motrice			Totale		con forza motrice			Totale		con forza motrice			Totale		con forza motrice			
Im- prese	N	Ad- detti	N	Poten- za utiliz- zabile HP	Im- prese	N	Ad- detti	N	Poten- za utiliz- zabile HP	Im- prese	N	Ad- detti	N	Poten- za utiliz- zabile HP	Im- prese	N	Ad- detti	N	Poten- za utiliz- zabile HP	
3	4	5	—	—	4	5	17	—	—	1	1	4	—	—	6	6	13	—	—	1
—	—	—	—	—	—	—	—	—	—	—	—	—	—	—	—	—	—	—	—	1.03
—	—	—	—	—	—	—	—	—	—	—	—	—	—	—	—	—	—	—	—	1.04
3	4	5	—	—	4	5	17	—	—	1	1	4	—	—	2	2	4	—	—	1.05
—	—	—	—	—	—	—	—	—	—	—	—	—	—	—	—	—	—	—	—	2
—	—	—	—	—	—	—	—	—	—	—	—	—	—	—	—	—	—	—	—	2.01
—	—	—	—	—	—	—	—	—	—	—	—	—	—	—	—	—	—	—	—	2.02
—	—	—	—	—	—	—	—	—	—	—	—	—	—	—	—	—	—	—	—	2.03
—	—	—	—	—	—	—	—	—	—	—	—	—	—	—	—	—	—	—	—	2.04
18	18	48	13	123	29	30	54	3	48	12	12	16	5	24	5	5	7	2	5	3
4	4	7	4	37	—	1	1	1	42	1	1	1	1	12	1	1	2	1	1	3.01
—	—	—	—	—	—	—	—	—	—	—	—	—	—	—	—	—	—	—	—	3.02
—	—	—	—	—	—	—	—	—	—	—	—	—	—	—	—	—	—	—	—	3.03
—	—	—	—	—	—	—	—	—	—	—	—	—	—	—	—	—	—	—	—	3.04
1	1	2	—	—	3	3	12	—	—	—	—	—	—	—	—	—	—	—	—	3.05
2	2	3	—	—	5	5	7	—	—	7	7	7	—	—	1	1	1	—	—	3.06
2	2	3	1	..	2	2	2	—	—	1	1	2	1	..	—	—	—	—	—	3.07
—	—	—	—	—	—	—	—	—	—	—	—	—	—	—	—	—	—	—	—	3.08
2	2	19	2	34	—	—	—	—	—	—	—	—	—	—	—	—	—	—	—	3.09
2	2	3	2	10	1	1	1	1	1	1	1	2	1	5	2	2	2	—	—	3.10
—	—	—	—	—	—	—	—	—	—	—	—	—	—	—	—	—	—	—	—	3.11
—	—	—	—	—	—	—	—	—	—	—	—	—	—	—	—	—	—	—	—	3.12
—	—	—	—	—	—	—	—	—	—	—	—	—	—	—	—	—	—	—	—	3.13
—	—	—	—	—	—	—	—	—	—	—	—	—	—	—	—	—	—	—	—	3.14
5	5	11	4	42	4	4	8	1	5	2	2	4	2	7	1	1	2	1	4	3.15
—	—	—	—	—	—	—	—	—	—	—	—	—	—	—	—	—	—	—	—	3.16
—	—	—	—	—	14	14	23	—	—	—	—	—	—	—	—	—	—	—	—	3.17
—	—	—	—	—	—	—	—	—	—	—	—	—	—	—	—	—	—	—	—	3.18
—	—	—	—	—	—	—	—	—	—	—	—	—	—	—	—	—	—	—	—	3.19
—	—	—	—	—	—	—	—	—	—	—	—	—	—	—	—	—	—	—	—	3.20
—	—	—	—	—	—	—	—	—	—	—	—	—	—	—	—	—	—	—	—	3.21
—	—	—	—	—	—	—	—	—	—	—	—	—	—	—	—	—	—	—	—	3.22
—	—	—	—	—	—	—	—	—	—	—	—	—	—	—	—	—	—	—	—	3.23
—	—	—	—	—	—	—	—	—	—	—	—	—	—	—	—	—	—	—	—	3.24
—	—	—	—	—	—	—	—	—	—	—	—	—	—	—	—	—	—	—	—	3.25
—	—	—	—	—	—	—	—	—	—	—	—	—	—	—	—	—	—	—	—	3.26
2	2	2	2	8	2	2	10	—	—	1	1	5	—	—	2	3	11	1	2	4
2	2	2	2	8	2	2	10	—	—	1	1	5	—	—	2	3	11	1	2	4.01
—	—	—	—	—	—	—	—	—	—	—	—	—	—	—	—	—	—	—	—	4.02
1	1	2	1	2	1	1	1	—	—	—	—	—	—	—	—	—	—	—	—	5
—	—	—	—	—	—	—	—	—	—	—	—	—	—	—	—	—	—	—	—	5.01
—	—	—	—	—	—	—	—	—	—	—	—	—	—	—	—	—	—	—	—	5.02
1	1	2	1	2	1	1	1	—	—	—	—	—	—	—	—	—	—	—	—	5.03
30	30	55	9	16	16	16	28	3	4	12	13	19	3	4	29	29	50	3	3	6
1	1	1	—	—	—	—	—	—	—	1	1	1	—	—	1	1	4	—	—	6.01
6	6	10	3	4	8	8	15	1	4	2	2	3	1	..	9	9	17	1	1	6.02
3	3	6	—	—	1	1	2	—	—	—	—	—	—	—	5	5	7	1	1	6.03
5	5	7	—	—	4	4	5	2	..	1	2	2	1	4	2	2	3	—	—	6.04
6	6	14	3	3	—	—	—	—	—	5	5	8	—	—	—	—	—	—	—	6.05
2	2	4	—	—	1	1	2	—	—	—	—	—	—	—	5	5	7	—	—	6.06
7	7	13	3	9	2	2	4	—	—	3	3	5	1	..	7	7	12	1	1	6.07
—	—	—	—	—	—	—	—	—	—	—	—	—	—	—	—	—	—	—	—	6.08
4	5	9	—	—	—	1	2	—	—	1	2	4	—	—	4	5	11	—	—	7
—	—	—	—	—	—	—	—	—	—	—	—	—	—	—	—	—	—	—	—	7.01
3	3	5	—	—	—	—	—	—	—	—	—	—	—	—	2	2	5	—	—	7.02
1	1	1	—	—	—	—	—	—	—	1	1	1	—	—	2	2	3	—	—	7.03
—	—	—	—	—	—	—	—	—	—	—	—	—	—	—	—	—	—	—	—	7.04
—	—	—	—	—	—	—	—	—	—	—	—	—	—	—	—	—	—	—	—	7.05
—	—	—	—	—	—	—	—	—	—	—	—	—	—	—	—	—	—	—	—	7.06
—	—	—	—	—	—	—	—	—	—	—	—	—	—	—	—	—	—	—	—	7.07
—	1	3	—	—	—	1	2	—	—	—	1	3	—	—	—	1	3	—	—	7.08
1	3	5	—	—	—	2	2	—	—	1	1	1	—	—	—	1	4	—	—	8
—	1	2	—	—	—	1	1	—	—	1	1	1	—	—	—	—	—	—	—	8.01
—	—	—	—	—	—	—	—	—	—	—	—	—	—	—	—	—	—	—	—	8.02
1	2	3	—	—	—	1	1	—	—	—	—	—	—	—	—	1	1	—	—	8.03
4	5	8	—	—	1	1	2	—	—	3	3	3	—	—	3	3	3	1	1	9
3	4	7	—	—	—	—	—	—	—	2	2	2	—	—	2	2	2	1	1	9.01
—	—	—	—	—	—	—	—	—	—	—	—	—	—	—	—	—	—	—	—	9.02
1	1	1	—	—	1	1	2	—	—	1	1	1	—	—	1	1	1	—	—	9.03
—	—	—	—	—	—	—	—	—	—	—	—	—	—	—	—	—	—	—	—	9.04
—	—	—	—	—	—	—	—	—	—	—	—	—	—	—	—	—	—	—	—	9.08
63	68	134	25	149	53	58	116	6	52	31	33	52	8	28	49	52	96	7	11	

N classi- fica- zione	RAMI E CLASSI DI ATTIVITÀ ECONOMICA	7. CAGLI					8. CANTIANO					9. CARPEGNA				
		Im- prese	Unità locali				Im- prese	Unità locali				Im- prese	Unità locali			
			Totale		con forza motrice			Totale		con forza motrice			Totale		con forza motrice	
			N	Ad- detti	N	Poten- za utiliz- zabile HP		N	Ad- detti	N	Poten- za utiliz- zabile HP		N	Ad- detti	N	Poten- za utiliz- zabile HP
1	AGRICOLTURA, FORESTE, CACCIA E PESCA	11	13	35	—	—	3	4	5	—	—	1	2	3	—	—
1.03	Foreste	3	3	14	—	—	—	—	—	—	—	—	—	—	—	—
1.04	Pesca	—	—	—	—	—	1	1	2	—	—	—	—	—	—	—
1.05	Attività connesse con l'agricoltura . . .	8	10	21	—	—	2	3	3	—	—	1	2	3	—	—
2	INDUSTRIE ESTRATTIVE	—	1	22	1	346	—	—	—	—	—	—	—	—	—	—
2.01	Estraz. di carboni fossili e di torba . . .	—	—	—	—	—	—	—	—	—	—	—	—	—	—	—
2.02	Estraz. di combustibili liquidi e gassosi	—	—	—	—	—	—	—	—	—	—	—	—	—	—	—
2.03	Estraz. di minerali metalliferi	—	—	—	—	—	—	—	—	—	—	—	—	—	—	—
2.04	Estraz. di altri minerali	—	1	22	1	346	—	—	—	—	—	—	—	—	—	—
3	INDUSTRIE MANIFATTURIERE	121	131	297	68	879	33	34	148	16	284	15	16	37	9	66
3.01	Industrie alimentari e affini	12	13	25	13	336	8	9	18	8	80	4	4	9	3	31
3.02	Industria del tabacco	—	—	—	—	—	—	—	—	—	—	—	—	—	—	—
3.03	Seta, cotone e lav. fibre tess. artificiali	—	—	—	—	—	—	—	—	—	—	—	—	—	—	—
3.04	Industrie della lana	1	1	4	1	38	—	—	—	—	—	1	1	2	—	—
3.05	Industrie delle fibre dure e tessili varie	5	8	12	—	—	1	1	1	—	—	1	2	3	—	—
3.06	Ind. del vestiario e dell'abbigliamento . .	23	27	41	—	—	8	8	12	—	—	—	—	—	—	—
3.07	Industrie delle calzature	11	11	11	—	—	3	3	3	—	—	2	2	3	—	—
3.08	Industrie delle pelli e del cuoio	2	2	4	2	17	—	—	—	—	—	—	—	—	—	—
3.09	Industria mobilio e arredam. in legno	6	6	55	6	119	2	2	9	2	29	—	—	—	—	—
3.10	Industrie del legno	25	26	37	20	58	3	3	6	3	7	4	4	11	4	22
3.11	Industrie metallurgiche	—	—	—	—	—	—	—	—	—	—	—	—	—	—	—
3.12	Macchine non elettr., carpent. metallica	—	—	—	—	—	1	1	88	1	163	—	—	—	—	—
3.13	Macchine e apparecchi elettrici	1	1	3	1	1	—	—	—	—	—	—	—	—	—	—
3.14	Mecc. di precisione; oreficeria, argenteria	—	—	—	—	—	—	—	—	—	—	—	—	—	—	—
3.15	Officine meccaniche	24	25	38	17	57	6	6	9	2	5	2	2	7	2	13
3.16	Industrie costruz. mezzi di trasporto . .	—	—	—	—	—	—	—	—	—	—	—	—	—	—	—
3.17	Industrie lavor. minerali non metalliferi	8	8	59	7	250	—	—	—	—	—	—	—	—	—	—
3.18	Industrie chimiche	—	—	—	—	—	—	—	—	—	—	—	—	—	—	—
3.19	Industrie derivati petrolio e carbone . .	—	—	—	—	—	—	—	—	—	—	—	—	—	—	—
3.20	Industrie della gomma elastica	—	—	—	—	—	—	—	—	—	—	—	—	—	—	—
3.21	Prod. cellul. per tess., fibre tess. artificio.	—	—	—	—	—	—	—	—	—	—	—	—	—	—	—
3.22	Industrie della carta e cartotecnica . . .	—	—	—	—	—	—	—	—	—	—	—	—	—	—	—
3.23	Industrie poligrafiche ed editoriali . . .	1	1	5	1	3	—	—	—	—	—	—	—	—	—	—
3.24	Industrie foto-fono-cinematografiche . .	2	2	3	—	—	1	1	2	—	—	1	1	2	—	—
3.25	Prod. oggetti in materie plastiche	—	—	—	—	—	—	—	—	—	—	—	—	—	—	—
3.26	Industrie manifatturiere varie	—	—	—	—	—	—	—	—	—	—	—	—	—	—	—
4	COSTRUZIONI E INSTALL. DI IMPIANTI . .	17	26	149	2	7	2	3	20	—	—	1	2	24	1	4
4.01	Costruzioni	15	24	146	2	7	2	3	20	—	—	1	2	24	1	4
4.02	Installazione impianti	2	2	3	—	—	—	—	—	—	—	—	—	—	—	—
5	ENERGIA ELETTRICA, GAS E ACQUA	1	4	6	3	215	1	1	2	—	—	—	—	—	—	—
5.01	Prod. e distribuz. di energia elettrica	1	4	6	3	215	—	—	—	—	—	—	—	—	—	—
5.02	Produzione e distribuzione di gas	—	—	—	—	—	—	—	—	—	—	—	—	—	—	—
5.03	Distribuzione di acqua	—	—	—	—	—	1	1	2	—	—	—	—	—	—	—
6	COMMERCIO	171	184	316	38	71	73	77	110	17	27	36	43	89	3	2
6.01	Commercio all'ingrosso	6	6	7	—	—	—	—	—	—	—	—	—	—	—	—
6.02	Comm. al minuto generi alimentari . . .	39	39	78	11	31	40	43	60	13	16	15	16	31	2	2
6.03	Comm. al min. prod. tess. e art. abbigl.	30	32	52	—	—	9	9	13	—	—	4	4	6	—	—
6.04	Comm. al minuto prod. meccanici	19	21	36	3	10	6	6	7	1	3	2	5	8	—	—
6.05	Comm. al min. gen. alim. e non alim. . .	30	34	51	6	6	1	1	1	—	—	1	1	2	—	—
6.06	Commercio ambulante	9	9	13	—	—	—	—	—	—	—	1	1	2	—	—
6.07	Alberghi e pubblici esercizi	38	43	79	18	24	17	18	29	3	8	13	16	40	1	..
6.08	Attività ausiliarie del commercio	—	—	—	—	—	—	—	—	—	—	—	—	—	—	—
7	TRASPORTI E COMUNICAZIONI	45	51	91	1	5	4	6	12	—	—	5	6	24	—	—
7.01	Trasporti ferrov. e tramv. extraurbani . .	—	—	—	—	—	—	—	—	—	—	—	—	—	—	—
7.02	Trasporti extraurbani su strada	27	32	51	—	—	1	2	3	—	—	4	4	20	—	—
7.03	Trasporti urbani	16	16	21	—	—	3	3	3	—	—	1	1	1	—	—
7.04	Trasporti lacuali e fluviali	—	—	—	—	—	—	—	—	—	—	—	—	—	—	—
7.05	Trasporti marittimi	—	—	—	—	—	—	—	—	—	—	—	—	—	—	—
7.06	Trasporti aerei	—	—	—	—	—	—	—	—	—	—	—	—	—	—	—
7.07	Attività ausiliarie dei trasporti	1	1	1	1	5	—	—	—	—	—	—	—	—	—	—
7.08	Comunicazioni	1	2	18	—	—	—	1	6	—	—	—	1	3	—	—
8	CREDITO E ASSICURAZIONE	3	9	29	—	—	—	3	4	—	—	—	3	5	—	—
8.01	Credito	2	4	19	—	—	—	1	2	—	—	—	1	2	—	—
8.02	Assicurazione	1	1	1	—	—	—	—	—	—	—	—	—	—	—	—
8.03	Gestioni finanziarie	—	4	9	—	—	—	2	2	—	—	—	2	3	—	—
9	SERVIZI E ATTIVITÀ SOCIALI VARIE	22	26	59	12	43	10	10	13	1	1	7	7	13	—	—
9.01	Servizi per l'igiene e la pulizia	17	21	48	11	41	8	8	10	1	1	4	4	8	—	—
9.02	Servizi dello spettacolo	2	2	6	1	2	1	1	2	—	—	2	2	3	—	—
9.03	Servizi sanitari	3	3	5	—	—	1	1	1	—	—	1	1	2	—	—
9.04	Servizi privati per l'istruzione	—	—	—	—	—	—	—	—	—	—	—	—	—	—	—
9.08	Servizi vari, non altrove classificati . .	—	—	—	—	—	—	—	—	—	—	—	—	—	—	—
	TOTALE	391	445	1.004	125	1.566	126	138	314	34	312	65	79	195	13	72

unità locali per comune

10. CARTOCETO					11. CASTELDELICI					12. COLBÓRDOLO					13. FANO					N classi- fica- zione
Im- prese	Unità locali				Im- prese	Unità locali				Im- prese	Unità locali				Im- prese	Unità locali				
	Totale		con forza motrice			Totale		con forza motrice			Totale		con forza motrice			Totale		con forza motrice		
	N	Ad- detti	N	Poten- za utiliz- zabile HP		N	Ad- detti	N	Poten- za utiliz- zabile HP		N	Ad- detti	N	Poten- za utiliz- zabile HP		N	Ad- detti	N	Poten- za utiliz- zabile HP	
6	7	26	—	—	2	2	3	—	—	6	7	12	1	8	87	92	454	5	75	1
—	—	—	—	—	—	—	—	—	—	—	—	—	—	—	78	78	387	—	—	1.03
6	7	26	—	—	2	2	3	—	—	6	7	12	1	8	9	14	67	5	75	1.04
—	—	—	—	—	—	—	—	—	—	—	—	1	2	1	6	2	2	—	—	1.05
—	—	—	—	—	—	—	—	—	—	—	—	—	—	—	—	—	—	—	—	2
—	—	—	—	—	—	—	—	—	—	—	—	—	—	—	—	2	2	—	—	2.01
—	—	—	—	—	—	—	—	—	—	—	—	—	—	—	—	—	—	—	—	2.02
—	—	—	—	—	—	—	—	—	—	—	—	—	—	—	—	—	—	—	—	2.03
—	—	—	—	—	—	—	—	—	—	—	—	1	2	1	6	—	—	—	—	2.04
64	64	163	19	676	10	10	14	3	20	31	32	136	19	291	652	677	2.871	325	13.366	3
7	7	14	7	228	2	2	4	1	6	3	4	10	3	53	36	43	281	38	8.924	3.01
—	—	—	—	—	—	—	—	—	—	—	—	—	—	—	—	—	—	—	—	3.02
—	—	—	—	—	—	—	—	—	—	—	—	—	—	—	2	2	2	—	—	3.03
—	—	—	—	—	—	—	—	—	—	—	—	—	—	—	83	83	133	6	..	3.04
10	10	11	—	—	—	—	—	—	—	3	3	5	—	—	141	142	282	4	63	3.05
22	22	25	—	—	3	3	3	—	—	4	4	4	—	—	51	51	240	13	124	3.06
3	3	3	—	—	1	1	1	—	—	2	2	2	1	1	2	2	4	1	1	3.07
—	—	—	—	—	—	—	—	—	—	—	—	—	—	—	25	25	158	22	273	3.08
1	1	2	1	4	—	—	—	—	—	6	6	73	6	134	86	88	554	79	1.267	3.09
8	8	15	6	27	2	2	2	2	14	3	3	4	1	2	6	6	132	6	212	3.10
—	—	—	—	—	—	—	—	—	—	—	—	—	—	—	—	—	—	—	—	3.11
—	—	—	—	—	—	—	—	—	—	—	—	—	—	—	1	1	2	1	..	3.12
—	—	—	—	—	—	—	—	—	—	—	—	—	—	—	174	184	475	121	622	3.13
11	11	17	3	6	2	2	4	—	—	7	7	15	5	37	21	23	524	19	1.761	3.14
—	—	—	—	—	—	—	—	—	—	—	—	—	—	—	3	5	28	4	69	3.15
—	—	—	—	—	—	—	—	—	—	—	—	—	—	—	4	4	8	4	14	3.16
—	—	—	—	—	—	—	—	—	—	—	—	—	—	—	1	1	5	1	11	3.17
—	—	—	—	—	—	—	—	—	—	—	—	—	—	—	6	6	26	4	24	3.18
—	—	—	—	—	—	—	—	—	—	—	—	—	—	—	8	9	15	1	1	3.19
—	—	—	—	—	—	—	—	—	—	1	1	6	1	20	—	—	—	—	—	3.20
—	—	—	—	—	—	—	—	—	—	—	—	—	—	—	2	2	2	1	..	3.21
—	—	—	—	—	—	—	—	—	—	—	—	—	—	—	1	1	5	1	11	3.22
—	—	—	—	—	—	—	—	—	—	—	—	—	—	—	6	6	26	4	24	3.23
—	—	—	—	—	—	—	—	—	—	—	—	—	—	—	8	9	15	1	1	3.24
—	—	—	—	—	—	—	—	—	—	—	—	—	—	—	—	—	—	—	—	3.25
—	—	—	—	—	—	—	—	—	—	—	—	—	—	—	2	2	2	1	..	3.26
—	—	—	—	—	—	—	—	—	—	—	—	—	—	—	38	49	668	21	453	4
2	3	22	—	—	2	2	7	—	—	3	3	32	1	3	37	46	580	19	449	4.01
2	3	22	—	—	2	2	7	—	—	3	3	32	1	3	1	3	88	2	4	4.02
—	—	—	—	—	—	—	—	—	—	—	—	—	—	—	1	5	46	3	312	5
1	1	2	—	—	1	1	1	1	—	1	1	2	—	—	—	3	20	1	32	5.01
—	—	—	—	—	—	—	—	—	—	—	—	—	—	—	—	1	11	1	9	5.02
1	1	2	—	—	—	—	—	—	—	1	1	2	—	—	1	1	15	1	271	5.03
42	43	110	12	66	19	19	25	—	—	32	32	42	7	7	1.047	1.085	2.453	339	811	6
1	2	28	2	47	1	1	2	—	—	5	5	6	—	—	63	78	659	30	158	6.01
23	23	52	8	15	13	13	17	—	—	9	9	11	5	5	277	283	515	156	295	6.02
1	1	1	—	—	—	—	—	—	—	2	2	2	—	—	124	126	256	3	3	6.03
7	7	15	1	3	—	—	—	—	—	2	2	3	2	2	92	100	226	26	100	6.04
2	2	3	—	—	—	—	—	—	—	9	9	13	—	—	24	25	40	14	33	6.05
4	4	4	—	—	3	3	4	—	—	2	2	3	—	—	317	317	404	—	—	6.06
4	4	7	1	1	2	2	2	—	—	3	3	4	—	—	146	151	343	109	215	6.07
—	—	—	—	—	—	—	—	—	—	—	—	—	—	—	4	5	10	1	7	6.08
—	—	—	—	—	—	—	—	—	—	—	—	—	—	—	108	112	510	8	811	7
—	—	—	—	—	—	—	—	—	—	—	—	—	—	—	—	1	134	1	143	7.01
—	—	—	—	—	—	—	—	—	—	—	—	—	—	—	53	54	149	2	15	7.02
—	—	—	—	—	—	—	—	—	—	—	—	—	—	—	44	44	60	1	1	7.03
—	—	—	—	—	—	—	—	—	—	—	—	—	—	—	—	—	—	—	—	7.04
—	—	—	—	—	—	—	—	—	—	—	—	—	—	—	1	1	85	1	643	7.05
—	—	—	—	—	—	—	—	—	—	—	—	—	—	—	—	—	—	—	—	7.06
—	—	—	—	—	—	—	—	—	—	—	—	—	—	—	9	9	17	1	2	7.07
—	—	—	—	—	—	—	—	—	—	—	—	—	—	—	1	3	65	2	7	7.08
—	—	—	—	—	—	—	—	—	—	—	—	—	—	—	4	11	126	1	1	8
1	3	3	—	—	1	1	1	—	—	3	3	3	—	—	2	5	72	1	1	8.01
1	2	2	—	—	1	1	1	—	—	—	—	—	—	—	2	3	7	—	—	8.02
—	—	—	—	—	—	—	—	—	—	—	—	—	—	—	—	3	47	—	—	8.03
—	—	—	—	—	—	—	—	—	—	—	—	—	—	—	—	—	—	—	—	—
10	11	12	—	—	1	1	1	—	—	4	5	6	2	2	116	120	289	64	189	9
9	10	11	—	—	1	1	1	—	—	3	4	4	2	2	104	106	240	60	139	9.01
—	—	—	—	—	—	—	—	—	—	—	—	—	—	—	1	3	21	3	48	9.02
—	—	—	—	—	—	—	—	—	—	—	—	—	—	—	9	9	26	1	2	9.03
1	1	1	—	—	—	—	—	—	—	1	1	2	—	—	1	1	1	—	—	9.04
—	—	—	—	—	—	—	—	—	—	—	—	—	—	—	1	1	1	—	—	9.08
—	—	—	—	—	—	—	—	—	—	—	—	—	—	—	—	—	—	—	—	—
129	137	353	31	742	40	41	58	4	20	84	92	249	31	317	2.053	2.153	7.419	766	16.018	

N classi- fica- zione	RAMI E CLASSI DI ATTIVITÀ ECONOMICA	14. FERMIGNANO					15. FOSSOMBRONE					16. FRATTE ROSA				
		Im- prese	Unità locali				Im- prese	Unità locali				Im- prese	Unità locali			
			Totale		con forza motrice			Totale		con forza motrice			Totale		con forza motrice	
			N	Ad- detti	N	Poten- za utiliz- zabile HP		N	Ad- detti	N	Poten- za utiliz- zabile HP		N	Ad- detti	N	Poten- za utiliz- zabile HP
1	AGRICOLTURA, FORESTE, CACCIA E PESCA	1	2	8	—	—	19	27	41	1	32	1	1	3	1	55
1.03	Foreste	—	—	—	—	—	—	—	—	—	—	—	—	—	—	—
1.04	Pesca	—	—	—	—	—	—	—	—	—	—	—	—	—	—	—
1.05	Attività connesse con l'agricoltura	1	2	8	—	—	19	27	41	1	32	1	1	3	1	55
2	INDUSTRIE ESTRATTIVE	—	—	—	—	—	5	5	8	—	—	—	—	—	—	—
2.01	Estraz. di carboni fossili e di torba	—	—	—	—	—	—	—	—	—	—	—	—	—	—	—
2.02	Estraz. di combustibili liquidi e gassosi	—	—	—	—	—	—	—	—	—	—	—	—	—	—	—
2.03	Estraz. di minerali metalliferi	—	—	—	—	—	—	—	—	—	—	—	—	—	—	—
2.04	Estraz. di altri minerali	—	—	—	—	—	5	5	8	—	—	—	—	—	—	—
3	INDUSTRIE MANIFATTURIERE	46	48	529	28	1.395	152	163	486	61	523	31	31	63	14	81
3.01	Industrie alimentari e affini	5	5	56	5	301	10	18	44	16	286	1	1	2	1	37
3.02	Industria del tabacco	1	1	14	1	29	—	—	—	—	—	—	—	—	—	—
3.03	Seta, cotone e lav. fibre tess. artificiali	—	—	—	—	—	—	—	—	—	—	—	—	—	—	—
3.04	Industrie della lana	2	2	238	2	479	—	—	—	—	—	—	—	—	—	—
3.05	Industrie delle fibre dure e tessili varie	3	3	4	—	—	15	15	16	—	—	1	1	1	—	—
3.06	Ind. del vestiario e dell'abbigliamento	8	9	15	—	—	37	38	182	2	51	11	11	12	—	—
3.07	Industrie delle calzature	3	3	3	—	—	17	17	31	4	10	6	6	16	3	10
3.08	Industrie delle pelli e del cuoio	—	—	—	—	—	1	1	1	—	—	—	—	—	—	—
3.09	Industria mobilio e arredam. in legno	7	8	102	8	175	8	8	27	6	35	3	3	15	3	25
3.10	Industrie del legno	4	4	11	4	25	16	17	23	11	19	1	1	1	—	—
3.11	Industrie metallurgiche	—	—	—	—	—	—	—	—	—	—	—	—	—	—	—
3.12	Macchine non elettr., carpent. metallica	—	—	—	—	—	1	1	21	1	5	—	—	—	—	—
3.13	Macchine e apparecchi elettrici	—	—	—	—	—	—	—	—	—	—	—	—	—	—	—
3.14	Mecc. di precisione ; oreficeria, argenteria	—	—	—	—	—	—	—	—	—	—	—	—	—	—	—
3.15	Officine meccaniche	12	12	23	7	32	35	35	70	14	49	5	5	5	4	6
3.16	Industrie costruz. mezzi di trasporto	—	—	—	—	—	—	—	—	—	—	—	—	—	—	—
3.17	Industrie lavor. minerali non metalliferi	1	1	63	1	354	8	9	60	4	60	3	3	11	3	3
3.18	Industrie chimiche	—	—	—	—	—	—	—	—	—	—	—	—	—	—	—
3.19	Industrie derivati petrolio e carbone	—	—	—	—	—	—	—	—	—	—	—	—	—	—	—
3.20	Industrie della gomma elastica	—	—	—	—	—	1	1	2	1	1	—	—	—	—	—
3.21	Prod. cellul. per tess., fibre tess. artific.	—	—	—	—	—	—	—	—	—	—	—	—	—	—	—
3.22	Industrie della carta e cartotecnica	—	—	—	—	—	—	—	—	—	—	—	—	—	—	—
3.23	Industrie poligrafiche ed editoriali	—	—	—	—	—	2	2	6	2	7	—	—	—	—	—
3.24	Industrie foto-fono-cinematografiche	—	—	—	—	—	1	1	3	—	—	—	—	—	—	—
3.25	Prod. oggetti in materie plastiche	—	—	—	—	—	—	—	—	—	—	—	—	—	—	—
3.26	Industrie manifatturiere varie	—	—	—	—	—	—	—	—	—	—	—	—	—	—	—
4	CONSTRUZIONI E INSTALL. DI IMPIANTI	2	2	29	2	16	8	10	113	4	192	4	5	29	—	—
4.01	Costruzioni	2	2	29	2	16	8	10	113	4	192	4	5	29	—	—
4.02	Installazione impianti	—	—	—	—	—	—	—	—	—	—	—	—	—	—	—
5	ENERGIA ELETTRICA, GAS E ACQUA	1	2	13	2	191	—	2	13	2	133	1	1	2	1	13
5.01	Prod. e distribuz. di energia elettrica	—	1	11	1	183	—	1	11	1	124	—	—	—	—	—
5.02	Produzione e distribuzione di gas	—	—	—	—	—	—	—	—	—	—	—	—	—	—	—
5.03	Distribuzione di acqua	1	1	2	1	8	—	1	2	1	9	1	1	2	1	13
6	COMMERCIO	67	72	126	9	14	226	229	403	32	50	29	30	50	2	14
6.01	Commercio all'ingrosso	2	2	3	—	—	12	12	33	1	3	1	1	5	1	12
6.02	Comm. al minuto generi alimentari	20	21	39	5	9	56	57	99	14	17	8	8	16	1	2
6.03	Comm. al min. prod. tess. e art. abbigl.	12	12	21	—	—	31	32	55	1	..	2	2	2	—	—
6.04	Comm. al minuto prod. meccanici	10	12	19	—	—	33	34	58	4	14	1	2	2	—	—
6.05	Comm. al min. gen. alim. e non alim.	6	8	16	2	2	1	1	1	1	5	—	—	—	—	—
6.06	Commercio ambulante	8	8	8	—	—	52	52	75	—	—	16	16	24	—	—
6.07	Alberghi e pubblici esercizi	9	9	20	2	3	35	35	75	11	11	1	1	1	—	—
6.08	Attività ausiliarie del commercio	—	—	—	—	—	6	6	7	—	—	—	—	—	—	—
7	TRASPORTI E COMUNICAZIONI	15	17	65	1	4	39	41	91	—	—	3	4	8	—	—
7.01	Trasporti ferrov. e tramv. extraurbani	—	1	36	1	4	—	1	5	—	—	—	—	—	—	—
7.02	Trasporti extraurbani su strada	15	15	23	—	—	31	31	57	—	—	1	1	4	—	—
7.03	Trasporti urbani	—	—	—	—	—	5	5	6	—	—	2	2	2	—	—
7.04	Trasporti lacuali e fluviali	—	—	—	—	—	—	—	—	—	—	—	—	—	—	—
7.05	Trasporti marittimi	—	—	—	—	—	—	—	—	—	—	—	—	—	—	—
7.06	Trasporti aerei	—	—	—	—	—	—	—	—	—	—	—	—	—	—	—
7.07	Attività ausiliarie dei trasporti	—	—	—	—	—	2	2	2	—	—	—	—	—	—	—
7.08	Comunicazioni	—	1	6	—	—	1	2	21	—	—	—	1	2	—	—
8	CREDITO E ASSICURAZIONE	1	2	7	—	—	3	8	32	—	—	—	1	2	—	—
8.01	Credito	—	1	4	—	—	2	4	20	—	—	—	1	2	—	—
8.02	Assicurazione	—	—	—	—	—	1	1	1	—	—	—	—	—	—	—
8.03	Gestioni finanziarie	1	1	3	—	—	—	3	11	—	—	—	—	—	—	—
9	SERVIZI E ATTIVITÀ SOCIALI VARIE	11	11	15	1	1	31	33	66	5	4	3	4	6	—	—
9.01	Servizi per l'igiene e la pulizia	8	8	9	—	—	26	28	50	4	2	2	3	4	—	—
9.02	Servizi dello spettacolo	2	2	4	1	1	2	2	10	1	2	—	—	—	—	—
9.03	Servizi sanitari	1	1	2	—	—	3	3	6	—	—	1	1	2	—	—
9.04	Servizi privati per l'istruzione	—	—	—	—	—	—	—	—	—	—	—	—	—	—	—
9.08	Servizi vari, non altrove classificati	—	—	—	—	—	—	—	—	—	—	—	—	—	—	—
	TOTALE	144	156	792	43	1.621	483	518	1.253	105	934	72	77	163	18	163

unità locali per comune

17. FRONTINO					18. FRONTONE					19. GABICCE MARE					20. GRADARA					N classi- fica- zione		
Unità locali					Unità locali					Unità locali					Unità locali							
Totale		con forza motrice			Totale		con forza motrice			Totale		con forza motrice			Totale		con forza motrice					
Im- prese	N	Ad- detti	N	Poten- za utiliz- zabile HP	Im- prese	N	Ad- detti	N	Poten- za utiliz- zabile HP	Im- prese	N	Ad- detti	N	Poten- za utiliz- zabile HP	Im- prese	N	Ad- detti	N	Poten- za utiliz- zabile HP			
---	---	---	---	---	3	4	5	---	---	1	2	4	---	---	---	---	---	---	---	1		
---	---	---	---	---	---	---	---	---	---	---	---	---	---	---	---	---	---	---	---	1.03		
---	---	---	---	---	---	---	---	---	---	---	---	---	---	---	---	---	---	---	---	1.04		
---	---	---	---	---	3	4	5	---	---	1	2	4	---	---	---	---	---	---	---	1.05		
---	---	---	---	---	---	---	---	---	---	---	---	---	---	---	---	---	---	---	---	2		
---	---	---	---	---	---	---	---	---	---	---	---	---	---	---	---	---	---	---	---	2.01		
---	---	---	---	---	---	---	---	---	---	---	---	---	---	---	---	---	---	---	---	2.02		
---	---	---	---	---	---	---	---	---	---	---	---	---	---	---	---	---	---	---	---	2.03		
---	---	---	---	---	---	---	---	---	---	---	---	---	---	---	---	---	---	---	---	2.04		
9	9	10	3	5	36	36	66	5	54	51	51	178	33	230	16	16	32	9	90	3		
1	1	1	1	4	1	1	3	1	14	2	2	54	2	11	2	2	5	2	53	3.01		
---	---	---	---	---	---	---	---	---	---	---	---	---	---	---	---	---	---	---	---	3.02		
---	---	---	---	---	---	---	---	---	---	---	---	---	---	---	---	---	---	---	---	3.03		
---	---	---	---	---	---	---	---	---	---	---	---	---	---	---	---	---	---	---	---	3.04		
---	---	---	---	---	5	5	7	---	---	5	5	7	---	---	---	---	---	---	---	3.05		
2	2	2	---	---	20	20	39	---	---	4	4	7	---	---	3	3	5	---	---	3.06		
2	2	3	---	---	4	4	4	---	---	2	2	2	---	---	3	3	3	---	---	3.07		
1	1	1	---	---	---	---	---	---	---	---	---	---	---	---	---	---	---	---	---	3.08		
---	---	---	---	---	1	1	6	1	8	2	2	16	2	53	3	3	9	3	19	3.09		
2	2	2	2	1	1	1	1	1	2	11	11	31	11	80	1	1	1	1	1	3.10		
---	---	---	---	---	---	---	---	---	---	---	---	---	---	---	---	---	---	---	---	---	3.11	
---	---	---	---	---	---	---	---	---	---	---	---	---	---	---	1	1	5	1	15	---	3.12	
---	---	---	---	---	---	---	---	---	---	---	---	---	---	---	---	---	---	---	---	---	3.13	
---	---	---	---	---	---	---	---	---	---	---	---	---	---	---	---	---	---	---	---	---	3.14	
1	1	1	---	---	4	4	6	2	30	18	18	45	15	57	3	3	4	2	2	---	3.15	
---	---	---	---	---	---	---	---	---	---	---	---	---	---	---	---	---	---	---	---	---	3.16	
---	---	---	---	---	---	---	---	---	---	2	2	10	2	28	---	---	---	---	---	---	3.17	
---	---	---	---	---	---	---	---	---	---	---	---	---	---	---	---	---	---	---	---	---	3.18	
---	---	---	---	---	---	---	---	---	---	1	1	1	1	1	---	---	---	---	---	---	3.19	
---	---	---	---	---	---	---	---	---	---	---	---	---	---	---	---	---	---	---	---	---	3.20	
---	---	---	---	---	---	---	---	---	---	---	---	---	---	---	---	---	---	---	---	---	3.21	
---	---	---	---	---	---	---	---	---	---	---	---	---	---	---	---	---	---	---	---	---	3.22	
---	---	---	---	---	---	---	---	---	---	---	---	---	---	---	---	---	---	---	---	---	3.23	
---	---	---	---	---	---	---	---	---	---	4	4	5	---	---	---	---	---	---	---	---	3.24	
---	---	---	---	---	---	---	---	---	---	---	---	---	---	---	---	---	---	---	---	---	3.25	
---	---	---	---	---	---	---	---	---	---	---	---	---	---	---	---	---	---	---	---	---	3.26	
---	1	17	---	---	---	---	---	---	---	16	18	115	5	37	5	5	19	1	10	4		
---	1	17	---	---	---	---	---	---	---	16	18	115	5	37	4	4	18	1	10	4.01		
---	---	---	---	---	---	---	---	---	---	---	---	---	---	---	1	1	1	---	---	---	4.02	
---	---	---	---	---	1	1	2	---	---	1	2	5	1	6	1	1	2	---	---	---	5	
---	---	---	---	---	---	---	---	---	---	---	---	---	---	---	---	---	---	---	---	---	5.01	
---	---	---	---	---	1	1	2	---	---	1	2	5	1	6	1	1	2	---	---	---	5.02	
---	---	---	---	---	---	---	---	---	---	---	---	---	---	---	---	---	---	---	---	---	5.03	
7	7	12	---	---	23	23	52	6	13	247	263	358	152	316	39	48	62	4	4	6		
---	---	---	---	---	2	2	4	---	---	3	3	5	1	7	---	---	---	---	---	---	6.01	
4	4	8	---	---	8	8	18	3	7	37	37	75	20	60	6	8	15	2	3	---	6.02	
---	---	---	---	---	---	---	---	---	---	35	36	46	1	1	7	10	10	---	---	---	6.03	
---	---	---	---	---	3	3	7	---	---	25	30	47	6	24	1	3	3	---	---	---	6.04	
---	---	---	---	---	3	3	7	1	1	2	2	3	1	1	3	3	5	---	---	---	6.05	
2	2	2	---	---	3	3	6	---	---	11	11	16	---	---	9	9	10	---	---	---	6.06	
1	1	2	---	---	4	4	10	2	5	134	144	166	123	223	11	13	17	2	1	---	6.07	
---	---	---	---	---	---	---	---	---	---	---	---	---	---	---	2	2	2	---	---	---	6.08	
1	2	3	---	---	2	3	5	---	---	16	22	38	1	2	7	8	15	---	---	---	7	
---	---	---	---	---	---	---	---	---	---	---	---	---	---	---	---	---	---	---	---	---	---	7.01
1	1	2	---	---	2	2	2	---	---	10	11	18	---	---	6	6	10	---	---	---	7.02	
---	---	---	---	---	---	---	---	---	---	4	4	6	---	---	---	---	---	---	---	---	---	7.03
---	---	---	---	---	---	---	---	---	---	---	---	---	---	---	---	---	---	---	---	---	---	7.04
---	---	---	---	---	---	---	---	---	---	---	---	---	---	---	---	---	---	---	---	---	---	7.05
---	---	---	---	---	---	---	---	---	---	---	---	---	---	---	---	---	---	---	---	---	---	7.06
---	---	---	---	---	---	---	---	---	---	2	6	8	---	---	1	1	2	---	---	---	7.07	
---	1	1	---	---	---	1	3	---	---	---	1	6	1	2	---	1	3	---	---	---	7.08	
---	---	---	---	---	---	3	3	---	---	1	4	10	---	---	1	2	4	---	---	---	8	
---	---	---	---	---	---	1	1	---	---	---	2	7	---	---	1	1	3	---	---	---	8.01	
---	---	---	---	---	---	---	---	---	---	1	1	1	---	---	---	---	---	---	---	---	---	8.02
---	---	---	---	---	---	2	2	---	---	---	1	2	---	---	---	1	1	---	---	---	---	8.03
---	---	---	---	---	1	1	2	---	---	18	21	34	6	23	3	3	3	---	---	---	9	
---	---	---	---	---	---	---	---	---	---	16	18	29	4	22	2	2	2	---	---	---	9.01	
---	---	---	---	---	---	---	---	---	---	1	1	1	1	..	---	---	---	---	---	---	9.02	
---	---	---	---	---	1	1	2	---	---	1	2	4	1	1	1	1	1	---	---	---	9.03	
---	---	---	---	---	---	---	---	---	---	---	---	---	---	---	---	---	---	---	---	---	---	9.04
---	---	---	---	---	---	---	---	---	---	---	---	---	---	---	---	---	---	---	---	---	---	9.08
17	19	42	3	5	66	71	135	11	67	351	383	742	198	614	72	83	137	14	104			

N classi- fica- zione	RAMI E CLASSI DI ATTIVITÀ ECONOMICA	21. ISOLA DEL PIANO					22. LUNANO					23. MACERATA FÉLTRIA				
		Im- prese	Unità locali				Im- prese	Unità locali				Im- prese	Unità locali			
			Totale		con forza motrice			Totale		con forza motrice			Totale		con forza motrice	
			N	Ad- detti	N	Poten- za utiliz- zabile HP		N	Ad- detti	N	Poten- za utiliz- zabile HP		N	Ad- detti	N	Poten- za utiliz- zabile HP
1	AGRICOLTURA, FORESTE, CACCIA E PESCA	4	5	5	1	1	4	5	10	—	—	2	3	4	—	—
1.03	Foreste	—	—	—	—	—	—	—	—	—	—	—	—	—	—	—
1.04	Pesca	—	—	—	—	—	—	—	—	—	—	—	—	—	—	—
1.05	Attività connesse con l'agricoltura . . .	4	5	5	1	1	4	5	10	—	—	2	3	4	—	—
2	INDUSTRIE ESTRATTIVE	—	—	—	—	—	—	—	—	—	—	—	—	—	—	—
2.01	Estraz. di carboni fossili e di torba . . .	—	—	—	—	—	—	—	—	—	—	—	—	—	—	—
2.02	Estraz. di combustibili liquidi e gassosi	—	—	—	—	—	—	—	—	—	—	—	—	—	—	—
2.03	Estraz. di minerali metalliferi	—	—	—	—	—	—	—	—	—	—	—	—	—	—	—
2.04	Estraz. di altri minerali	—	—	—	—	—	—	—	—	—	—	—	—	—	—	—
3	INDUSTRIE MANIFATTURIERE	18	18	26	8	63	19	19	50	6	45	22	22	65	13	237
3.01	Industrie alimentari e affini	3	3	6	2	34	2	2	4	—	—	2	2	5	2	43
3.02	Industria del tabacco	—	—	—	—	—	—	—	—	—	—	—	—	—	—	—
3.03	Seta, cotone e lav. fibre tess. artificiali	—	—	—	—	—	—	—	—	—	—	—	—	—	—	—
3.04	Industrie della lana	—	—	—	—	—	—	—	—	—	—	—	—	—	—	—
3.05	Industria delle fibre dure e tessili varie	2	2	2	—	—	7	7	8	—	—	—	—	—	—	—
3.06	Ind. del vestiario e dell'abbigliamento .	6	6	7	—	—	1	1	1	—	—	4	4	6	—	—
3.07	Industrie delle calzature	1	1	1	—	—	2	2	2	—	—	2	2	2	—	—
3.08	Industrie delle pelli e del cuoio	—	—	—	—	—	—	—	—	—	—	—	—	—	—	—
3.09	Industria mobilio e arredam. in legno .	—	—	—	—	—	3	3	25	3	35	1	1	9	1	16
3.10	Industrie del legno	2	2	5	2	24	1	1	1	1	1	4	4	17	2	37
3.11	Industrie metallurgiche	—	—	—	—	—	—	—	—	—	—	—	—	—	—	—
3.12	Macchine non elettr., carpent. metallica	—	—	—	—	—	—	—	—	—	—	—	—	—	—	—
3.13	Macchine e apparecchi elettrici	—	—	—	—	—	—	—	—	—	—	—	—	—	—	—
3.14	Mecc. di precisione ; oreficeria, argenteria	—	—	—	—	—	—	—	—	—	—	—	—	—	—	—
3.15	Officine meccaniche	3	3	4	3	4	3	3	9	2	9	7	7	16	6	135
3.16	Industrie costruz. mezzi di trasporto .	—	—	—	—	—	—	—	—	—	—	—	—	—	—	—
3.17	Industrie lavor. minerali non metalliferi	1	1	1	1	1	—	—	—	—	—	1	1	2	1	4
3.18	Industrie chimiche	—	—	—	—	—	—	—	—	—	—	—	—	—	—	—
3.19	Industrie derivati petrolio e carbone .	—	—	—	—	—	—	—	—	—	—	—	—	—	—	—
3.20	Industrie della gomma elastica	—	—	—	—	—	—	—	—	—	—	—	—	—	—	—
3.21	Prod. cellul. per tess., fibre tess. artific.	—	—	—	—	—	—	—	—	—	—	—	—	—	—	—
3.22	Industrie della carta e cartotecnica . . .	—	—	—	—	—	—	—	—	—	—	—	—	—	—	—
3.23	Industrie poligrafiche ed editoriali . . .	—	—	—	—	—	—	—	—	—	—	1	1	8	1	2
3.24	Industrie foto-fono-cinematografiche . .	—	—	—	—	—	—	—	—	—	—	—	—	—	—	—
3.25	Prod. oggetti in materie plastiche . . .	—	—	—	—	—	—	—	—	—	—	—	—	—	—	—
3.26	Industrie manifatturiere varie	—	—	—	—	—	—	—	—	—	—	—	—	—	—	—
4	COSTRUZIONI E INSTALL. DI IMPIANTI .	4	5	17	—	—	1	2	7	—	—	4	4	14	—	—
4.01	Costruzioni	4	5	17	—	—	1	2	7	—	—	4	4	14	—	—
4.02	Installazione impianti	—	—	—	—	—	—	—	—	—	—	—	—	—	—	—
5	ENERGIA ELETTRICA, GAS E ACQUA	—	—	—	—	—	—	—	—	—	—	—	—	—	—	—
5.01	Prod. e distrib. di energia elettrica	—	—	—	—	—	—	—	—	—	—	—	—	—	—	—
5.02	Produzione e distribuzione di gas	—	—	—	—	—	—	—	—	—	—	—	—	—	—	—
5.03	Distribuzione di acqua	—	—	—	—	—	—	—	—	—	—	—	—	—	—	—
6	COMMERCIO	14	14	18	5	3	16	16	28	—	—	46	49	76	6	9
6.01	Commercio all'ingrosso	—	—	—	—	—	1	1	2	—	—	2	3	4	—	—
6.02	Comm. al minuto generi alimentari . . .	1	1	1	—	—	1	1	1	—	—	15	15	29	4	5
6.03	Comm. al min. prod. tess. e art. abbigl.	—	—	—	—	—	2	2	3	—	—	5	6	7	—	—
6.04	Comm. al minuto prod. meccanici	1	1	1	—	—	3	3	4	—	—	6	7	11	1	4
6.05	Comm. al min. gen. alim. e non alim. . .	3	3	4	3	3	4	4	9	—	—	4	4	6	—	—
6.06	Commercio ambulante	2	2	4	—	—	—	—	—	—	—	8	8	9	—	—
6.07	Alberghi e pubblici esercizi	7	7	8	2	..	5	5	9	—	—	6	6	10	1	..
6.08	Attività ausiliarie del commercio	—	—	—	—	—	—	—	—	—	—	—	—	—	—	—
7	TRASPORTI E COMUNICAZIONI	5	6	9	—	—	7	8	14	—	—	14	16	25	—	—
7.01	Trasporti ferrov. e tramv. extraurbani .	—	—	—	—	—	—	—	—	—	—	—	—	—	—	—
7.02	Trasporti extraurbani su strada	5	5	6	—	—	7	7	11	—	—	12	13	17	—	—
7.03	Trasporti urbani	—	—	—	—	—	—	—	—	—	—	—	—	—	—	—
7.04	Trasporti lacuali e fluviali	—	—	—	—	—	—	—	—	—	—	—	—	—	—	—
7.05	Trasporti marittimi	—	—	—	—	—	—	—	—	—	—	—	—	—	—	—
7.06	Trasporti aerei	—	—	—	—	—	—	—	—	—	—	—	—	—	—	—
7.07	Attività ausiliarie dei trasporti	—	—	—	—	—	—	—	—	—	—	2	2	2	—	—
7.08	Comunicazioni	—	1	3	—	—	—	1	3	—	—	—	1	6	—	—
8	CREDITO E ASSICURAZIONE	1	2	2	—	—	—	1	1	—	—	3	4	10	—	—
8.01	Credito	1	1	1	—	—	—	1	1	—	—	1	1	6	—	—
8.02	Assicurazione	—	1	1	—	—	—	—	—	—	—	1	1	1	—	—
8.03	Gestioni finanziarie	—	—	—	—	—	—	—	—	—	—	1	2	3	—	—
9	SERVIZI E ATTIVITÀ SOCIALI VARIE	3	3	3	—	—	2	2	3	—	—	5	5	12	1	3
9.01	Servizi per l'igiene e la pulizia	2	2	2	—	—	1	1	1	—	—	4	4	10	1	3
9.02	Servizi dello spettacolo	—	—	—	—	—	—	—	—	—	—	—	—	—	—	—
9.03	Servizi sanitari	1	1	1	—	—	1	1	2	—	—	1	1	2	—	—
9.04	Servizi privati per l'istruzione	—	—	—	—	—	—	—	—	—	—	—	—	—	—	—
9.08	Servizi vari, non altrove classificati . .	—	—	—	—	—	—	—	—	—	—	—	—	—	—	—
	TOTALE	49	53	80	14	67	49	53	113	6	45	96	103	206	20	249

unità locali per comune

24. MAIOLO					25. MERCATELLO SUL METAURO					26. MERCATINO CONCA					27. MOMBAROCCIO					N classi- fica- zione			
Unità locali					Unità locali					Unità locali					Unità locali								
Totale		con forza motrice			Im- prese	Totale		con forza motrice			Im- prese	Totale		con forza motrice			Im- prese	Totale			con forza motrice		
N	Ad- detti	N	Poten- za utiliz- zabile HP	N		Ad- detti	N	Poten- za utiliz- zabile HP	N	Ad- detti		N	Poten- za utiliz- zabile HP	N	Ad- detti	N		Poten- za utiliz- zabile HP	N		Ad- detti	N	Poten- za utiliz- zabile HP
6	6	12	---	---	4	5	7	---	---	6	7	22	2	6	---	1	1	---	---	1			
---	---	---	---	---	---	---	---	---	---	---	---	---	---	---	---	---	---	---	---	---	1.03		
---	---	---	---	---	---	---	---	---	---	---	---	---	---	---	---	---	---	---	---	---	1.04		
6	6	12	---	---	4	5	7	---	---	6	7	22	2	6	---	1	1	---	---	1.05			
---	---	---	---	---	1	1	1	---	---	---	1	2	---	---	---	---	---	---	---	---	2		
---	---	---	---	---	---	---	---	---	---	---	---	---	---	---	---	---	---	---	---	---	2.01		
---	---	---	---	---	---	---	---	---	---	---	---	---	---	---	---	---	---	---	---	---	2.02		
---	---	---	---	---	1	1	1	---	---	---	1	2	---	---	---	---	---	---	---	---	2.03		
---	---	---	---	---	---	---	---	---	---	---	---	---	---	---	---	---	---	---	---	---	2.04		
1	1	1	1	101	20	22	68	10	172	16	16	61	14	314	30	30	47	19	124	3			
1	1	1	1	101	5	5	8	3	25	2	2	8	2	20	7	7	11	7	91	3.01			
---	---	---	---	---	---	1	1	1	18	---	---	---	---	---	---	---	---	---	---	---	3.02		
---	---	---	---	---	---	---	---	---	---	---	---	---	---	---	---	---	---	---	---	---	3.03		
---	---	---	---	---	1	1	2	---	---	1	1	8	1	30	---	---	---	---	---	---	3.04		
---	---	---	---	---	4	4	9	---	---	2	2	2	---	---	2	2	2	---	---	---	3.05		
---	---	---	---	---	---	---	---	---	---	---	---	---	---	---	---	---	---	---	---	---	3.06		
---	---	---	---	---	---	---	---	---	---	---	---	---	---	---	---	---	---	---	---	---	3.07		
---	---	---	---	---	1	2	34	2	108	3	3	11	3	21	1	1	3	1	6	---	3.08		
---	---	---	---	---	4	4	4	1	5	3	3	16	3	75	4	4	6	4	11	---	3.09		
---	---	---	---	---	---	---	---	---	---	---	---	---	---	---	---	---	---	---	---	---	3.10		
---	---	---	---	---	1	1	4	1	10	---	---	---	---	---	---	---	---	---	---	---	3.11		
---	---	---	---	---	---	---	---	---	---	---	---	---	---	---	---	---	---	---	---	---	3.12		
---	---	---	---	---	---	---	---	---	---	---	---	---	---	---	---	---	---	---	---	---	3.13		
---	---	---	---	---	4	4	6	2	6	4	4	5	4	9	11	11	17	7	16	---	3.14		
---	---	---	---	---	---	---	---	---	---	---	---	---	---	---	---	---	---	---	---	---	3.15		
---	---	---	---	---	---	---	---	---	---	1	1	11	1	159	---	---	---	---	---	---	3.16		
---	---	---	---	---	---	---	---	---	---	---	---	---	---	---	---	---	---	---	---	---	3.17		
---	---	---	---	---	---	---	---	---	---	---	---	---	---	---	---	---	---	---	---	---	3.18		
---	---	---	---	---	---	---	---	---	---	---	---	---	---	---	---	---	---	---	---	---	3.19		
---	---	---	---	---	---	---	---	---	---	---	---	---	---	---	---	---	---	---	---	---	3.20		
---	---	---	---	---	---	---	---	---	---	---	---	---	---	---	---	---	---	---	---	---	3.21		
---	---	---	---	---	---	---	---	---	---	---	---	---	---	---	---	---	---	---	---	---	3.22		
---	---	---	---	---	---	---	---	---	---	---	---	---	---	---	---	---	---	---	---	---	3.23		
---	---	---	---	---	---	---	---	---	---	---	---	---	---	---	---	---	---	---	---	---	3.24		
---	---	---	---	---	---	---	---	---	---	---	---	---	---	---	---	---	---	---	---	---	3.25		
---	---	---	---	---	---	---	---	---	---	---	---	---	---	---	---	---	---	---	---	---	3.26		
---	---	---	---	---	1	2	18	1	3	1	1	10	---	---	2	2	33	2	7	---	4		
---	---	---	---	---	1	2	18	1	3	1	1	10	---	---	2	2	33	2	7	---	4.01		
---	---	---	---	---	---	---	---	---	---	---	---	---	---	---	---	---	---	---	---	---	4.02		
---	---	---	---	---	1	1	2	---	---	1	1	2	1	11	1	1	3	1	39	---	5		
---	---	---	---	---	---	---	---	---	---	---	---	---	---	---	---	---	---	---	---	---	5.01		
---	---	---	---	---	1	1	2	---	---	1	1	2	1	11	1	1	3	1	39	---	5.02		
---	---	---	---	---	---	---	---	---	---	---	---	---	---	---	---	---	---	---	---	---	5.03		
9	9	15	1	---	32	32	45	---	---	43	43	68	12	41	36	37	59	8	10	---	6		
---	---	---	---	---	1	1	1	---	---	1	1	1	---	---	---	---	---	---	---	---	6.01		
5	5	8	---	---	11	11	18	---	---	7	7	15	4	36	13	14	23	6	7	---	6.02		
---	---	---	---	---	6	6	6	---	---	12	12	19	1	1	7	7	10	1	1	---	6.03		
---	---	---	---	---	4	4	5	---	---	4	4	5	---	---	2	2	4	---	---	---	6.04		
---	---	---	---	---	---	---	---	---	---	3	3	5	2	2	4	4	7	1	2	---	6.05		
---	---	---	---	---	1	1	1	---	---	5	5	6	---	---	4	4	7	---	---	---	6.06		
4	4	7	1	---	9	9	14	---	---	10	10	16	5	2	6	6	8	---	---	---	6.07		
---	---	---	---	---	---	---	---	---	---	1	1	1	---	---	---	---	---	---	---	---	6.08		
1	2	4	---	---	5	6	11	---	---	10	11	25	1	2	6	7	8	---	---	---	7		
---	---	---	---	---	---	---	---	---	---	---	---	---	---	---	---	---	---	---	---	---	---	7.01	
1	1	1	---	---	2	2	3	---	---	10	10	20	1	2	6	6	6	---	---	---	7.02		
---	---	---	---	---	3	3	4	---	---	---	---	---	---	---	---	---	---	---	---	---	---	7.03	
---	---	---	---	---	---	---	---	---	---	---	---	---	---	---	---	---	---	---	---	---	---	7.04	
---	---	---	---	---	---	---	---	---	---	---	---	---	---	---	---	---	---	---	---	---	---	7.05	
---	---	---	---	---	---	---	---	---	---	---	---	---	---	---	---	---	---	---	---	---	---	7.06	
---	---	---	---	---	---	---	---	---	---	---	---	---	---	---	---	---	---	---	---	---	---	7.07	
---	1	3	---	---	---	1	4	---	---	---	1	5	---	---	---	1	2	---	---	---	7.08		
---	---	---	---	---	---	3	5	---	---	---	2	3	---	---	---	2	3	---	---	---	---	8	
---	---	---	---	---	---	1	1	---	---	---	1	2	---	---	---	1	2	---	---	---	---	8.01	
---	---	---	---	---	---	---	---	---	---	---	---	---	---	---	---	---	---	---	---	---	---	8.02	
---	---	---	---	---	2	4	---	---	---	---	1	1	---	---	---	1	1	---	---	---	---	8.03	
1	1	1	---	---	5	7	12	1	2	7	7	12	2	31	3	4	5	2	1	---	9		
---	---	---	---	---	3	5	6	---	---	4	4	8	1	30	2	3	3	1	---	---	---	9.01	
---	---	---	---	---	1	1	4	1	2	1	1	1	1	1	---	---	---	---	---	---	---	9.02	
1	1	1	---	---	1	1	2	---	---	1	1	1	---	---	1	1	2	1	1	---	9.03		
---	---	---	---	---	---	---	---	---	---	1	1	2	---	---	---	---	---	---	---	---	---	9.04	
---	---	---	---	---	---	---	---	---	---	---	---	---	---	---	---	---	---	---	---	---	---	9.08	
18	19	33	2	101	69	79	169	12	177	84	89	205	32	405	78	84	159	32	181	---			

N classi- fica- zione	RAMI E CLASSI DI ATTIVITÀ ECONOMICA	28. MONDÀVIO					29. MONDOLFO					30. MONTECALVO IN FÒGLIA				
		Im- prese	Unità locali				Im- prese	Unità locali				Im- prese	Unità locali			
			Totale		con forza motrice			Totale		con forza motrice			Totale		con forza motrice	
			N	Ad- detti	N	Poten- za utiliz- zabile HP		N	Ad- detti	N	Poten- za utiliz- zabile HP		N	Ad- detti	N	Poten- za utiliz- zabile HP
1	AGRICOLTURA, FORESTE, CACCIA E PESCA	5	6	9	—	—	3	5	29	2	19	—	—	—	—	—
1.03	Foreste	—	—	—	—	—	—	—	—	—	—	—	—	—	—	—
1.04	Pesca	—	—	—	—	—	—	—	—	—	—	—	—	—	—	—
1.05	Attività connesse con l'agricoltura . . .	5	6	9	—	—	3	5	29	2	19	—	—	—	—	—
2	INDUSTRIE ESTRATTIVE	—	—	—	—	—	1	1	6	1	70	—	—	—	—	—
2.01	Estraz. di carboni fossili e di torba . . .	—	—	—	—	—	—	—	—	—	—	—	—	—	—	—
2.02	Estraz. di combustibili liquidi e gassosi	—	—	—	—	—	—	—	—	—	—	—	—	—	—	—
2.03	Estraz. di minerali metalliferi	—	—	—	—	—	—	—	—	—	—	—	—	—	—	—
2.04	Estraz. di altri minerali	—	—	—	—	—	1	1	6	1	70	—	—	—	—	—
3	INDUSTRIE MANIFATTURIERE	44	44	143	13	589	72	72	199	33	288	16	16	118	12	204
3.01	Industrie alimentari e affini	6	6	11	4	100	12	12	35	10	146	1	1	2	1	2
3.02	Industria del tabacco	—	—	—	—	—	—	—	—	—	—	—	—	—	—	—
3.03	Seta, cotone e lav. fibre tess. artificiali	—	—	—	—	—	—	—	—	—	—	—	—	—	—	—
3.04	Industrie della lana	—	—	—	—	—	—	—	—	—	—	—	—	—	—	—
3.05	Industrie delle fibre dure e tessili varie	—	—	—	—	—	13	13	17	—	—	—	—	—	—	—
3.06	Ind. del vestiario e dell'abbigliamento .	8	8	13	—	—	11	11	23	—	—	2	2	2	—	—
3.07	Industrie delle calzature	5	5	6	—	—	5	5	5	—	—	1	1	1	—	—
3.08	Industrie delle pelli e del cuoio	—	—	—	—	—	—	—	—	—	—	—	—	—	—	—
3.09	Industria mobilio e arredam. in legno .	1	1	3	—	—	7	7	30	7	32	5	5	104	5	173
3.10	Industrie del legno	10	10	24	6	45	5	5	8	5	24	2	2	3	2	1
3.11	Industrie metallurgiche	—	—	—	—	—	—	—	—	—	—	—	—	—	—	—
3.12	Macchine non elettr., carpent. metallica	—	—	—	—	—	—	—	—	—	—	—	—	—	—	—
3.13	Macchine e apparecchi elettrici	—	—	—	—	—	—	—	—	—	—	—	—	—	—	—
3.14	Mecc. di precisione; oreficeria, argenteria	—	—	—	—	—	—	—	—	—	—	—	—	—	—	—
3.15	Officine meccaniche	11	11	25	2	16	15	15	40	9	60	5	5	6	4	28
3.16	Industrie costruz. mezzi di trasporto .	—	—	—	—	—	—	—	—	—	—	—	—	—	—	—
3.17	Industrie lavor. minerali non metalliferi	1	1	59	1	428	2	2	8	1	5	—	—	—	—	—
3.18	Industrie chimiche	—	—	—	—	—	—	—	—	—	—	—	—	—	—	—
3.19	Industrie derivati petrolio e carbone .	—	—	—	—	—	—	—	—	—	—	—	—	—	—	—
3.20	Industrie della gomma elastica	—	—	—	—	—	—	—	—	—	—	—	—	—	—	—
3.21	Prod. cellul. per tess., fibre tess. artific.	—	—	—	—	—	—	—	—	—	—	—	—	—	—	—
3.22	Industrie della carta e cartotecnica . . .	—	—	—	—	—	—	—	—	—	—	—	—	—	—	—
3.23	Industrie poligrafiche ed editoriali . . .	2	2	2	—	—	—	—	—	—	—	—	—	—	—	—
3.24	Industrie foto-fono-cinematografiche . .	—	—	—	—	—	1	1	1	—	—	—	—	—	—	—
3.25	Prod. oggetti in materie plastiche	—	—	—	—	—	—	—	—	—	—	—	—	—	—	—
3.26	Industrie manifatturiere varie	—	—	—	—	—	1	1	32	1	21	—	—	—	—	—
4	Costruzioni e install. di impianti	4	11	107	1	74	4	5	114	2	18	1	1	1	—	—
4.01	Costruzioni	4	11	107	1	74	4	5	114	2	18	1	1	1	—	—
4.02	Installazione impianti	—	—	—	—	—	—	—	—	—	—	—	—	—	—	—
5	ENERGIA ELETTRICA, GAS E ACQUA	3	3	16	—	—	1	1	3	1	319	1	1	2	1	22
5.01	Prod. e distrib. di energia elettrica	—	—	—	—	—	—	—	—	—	—	—	—	—	—	—
5.02	Produzione e distribuzione di gas	—	—	—	—	—	—	—	—	—	—	—	—	—	—	—
5.03	Distribuzione di acqua	3	3	16	—	—	1	1	3	1	319	1	1	2	1	22
6	COMMERCIO	52	52	82	5	5	160	162	307	15	62	18	19	33	2	—
6.01	Commercio all'ingrosso	—	—	—	—	—	14	15	66	3	34	1	1	2	—	—
6.02	Comm. al minuto generi alimentari	24	24	38	3	3	26	26	60	9	19	2	2	3	—	—
6.03	Comm. al min. prod. tess. e art. abbigl.	1	1	2	—	—	21	21	35	—	—	—	—	—	—	—
6.04	Comm. al minuto prod. meccanici	6	6	7	—	—	16	17	29	1	6	—	—	—	—	—
6.05	Comm. al min. gen. alim. e non alim. . . .	4	4	8	1	1	9	9	17	1	..	9	9	20	1	..
6.06	Commercio ambulante	7	7	9	—	—	61	61	71	—	—	2	2	2	—	—
6.07	Alberghi e pubblici esercizi	9	9	16	1	1	13	13	29	1	3	4	5	6	1	..
6.08	Attività ausiliarie del commercio	1	1	2	—	—	—	—	—	—	—	—	—	—	—	—
7	TRASPORTI E COMUNICAZIONI	7	8	19	—	—	15	17	40	—	—	2	3	4	—	—
7.01	Trasporti ferrov. e tramv. extraurbani .	—	—	—	—	—	—	1	7	—	—	—	—	—	—	—
7.02	Trasporti extraurbani su strada	7	7	9	—	—	12	12	18	—	—	2	2	2	—	—
7.03	Trasporti urbani	—	—	—	—	—	3	3	4	—	—	—	—	—	—	—
7.04	Trasporti lacuali e fluviali	—	—	—	—	—	—	—	—	—	—	—	—	—	—	—
7.05	Trasporti marittimi	—	—	—	—	—	—	—	—	—	—	—	—	—	—	—
7.06	Trasporti aerei	—	—	—	—	—	—	—	—	—	—	—	—	—	—	—
7.07	Attività ausiliarie dei trasporti	—	—	—	—	—	—	—	—	—	—	—	—	—	—	—
7.08	Comunicazioni	—	1	10	—	—	—	1	11	—	—	—	1	2	—	—
8	CREDITO E ASSICURAZIONE	1	5	7	—	—	—	3	7	—	—	1	2	2	—	—
8.01	Credito	1	3	3	—	—	—	2	4	—	—	1	2	2	—	—
8.02	Assicurazione	—	—	—	—	—	—	—	—	—	—	—	—	—	—	—
8.03	Gestioni finanziarie	—	2	4	—	—	—	1	3	—	—	—	—	—	—	—
9	SERVIZI E ATTIVITÀ SOCIALI VARIE	5	6	8	—	—	22	23	42	5	20	3	5	5	2	2
9.01	Servizi per l'igiene e la pulizia	4	4	6	—	—	18	19	32	3	12	2	4	4	2	2
9.02	Servizi dello spettacolo	—	—	—	—	—	2	2	6	2	8	—	—	—	—	—
9.03	Servizi sanitari	1	2	2	—	—	2	2	4	—	—	1	1	1	—	—
9.04	Servizi privati per l'istruzione	—	—	—	—	—	—	—	—	—	—	—	—	—	—	—
9.08	Servizi vari, non altrove classificati . . .	—	—	—	—	—	—	—	—	—	—	—	—	—	—	—
	TOTALE	121	135	391	19	668	278	289	747	59	796	42	47	165	17	228

unità locali per comune

31. MONTE CERIGNONE					32. MONTECICCARDO					33. MONTECOPIOLO					34. MONTEFELCINO					N classi- fica- zione	
Im- prese	Unità locali				Im- prese	Unità locali				Im- prese	Unità locali				Im- prese	Unità locali					
	Totale		con forza motrice			Totale		con forza motrice			Totale		con forza motrice			Totale		con forza motrice			
	N	Ad- detti	N	Poten- za utilizz- zabile HP		N	Ad- detti	N	Poten- za utilizz- zabile HP		N	Ad- detti	N	Poten- za utilizz- zabile HP		N	Ad- detti	N	Poten- za utilizz- zabile HP		
5	5	11								6	6	13	1	9	14	15	33			1	
																					1.03
																					1.04
5	5	11								6	6	13	1	9	14	15	33			1.05	
																					2
										1	2	17	2	245	1	1	8	1	87		2.01
																					2.02
																					2.03
										1	2	17	2	245	1	1	8	1	87		2.04
9	9	19	6	59	15	15	15	6	86	11	11	16	6	48	34	35	57	18	119		3
2	2	6	2	35	2	2	2	2	75	4	4	7	4	35	5	6	11	5	76		3.01
																					3.02
																					3.03
																					3.04
2	2	5			1	1	1			1	1	1									3.05
1	1	1			8	8	8			2	2	2			11	11	13	1	1		3.06
										2	2	2			4	4	4	2	2		3.07
																					3.08
1	1	2	1	12						1	1	3	1	7	2	2	11	2	29		3.09
2	2	2	2	8	2	2	2	2	8						4	4	5	3	6		3.10
																					3.11
																					3.12
																					3.13
																					3.14
1	1	3	1	4	2	2	2	2	3	1	1	1	1	6	8	8	13	5	5		3.15
																					3.16
																					3.17
																					3.18
																					3.19
																					3.20
																					3.21
																					3.22
																					3.23
																					3.24
																					3.25
																					3.26
2	2	10	1	12						1	2	16	1	3	2	2	17	1	10		4
2	2	10	1	12						1	2	16	1	3	2	2	17	1	10		4.01
																					4.02
					1	1	1								1	1	3	1	11		5
																					5.01
																					5.02
															1	1	3	1	11		5.03
14	14	29			14	14	18			22	22	41	3	3	29	30	40	5	167		6
2	2	3			1	1	1			1	1	2			1	1	1	1	163		6.01
6	6	12			6	6	10			2	2	2			6	6	7	1	1		6.02
										1	1	2	1	1	1	1	1				6.03
															6	7	9				6.04
1	1	2			3	3	3			8	8	17	1	1	8	8	14	2	2		6.05
					4	4	4								2	2	3				6.06
5	5	12			4	4	4			10	10	18	1	1	5	5	5	1	1		6.07
																					6.08
2	3	6				1	2			3	4	8			4	6	11				7
																1	1				7.01
1	1	1								1	1	1			4	4	6				7.02
1	1	1								2	2	3									7.03
																					7.04
																					7.05
																					7.06
																					7.07
	1	4				1	2				1	4				1	4				7.08
	3	3									2	2				2	2				8
	1	1									1	1				1	1				8.01
																					8.02
	2	2									1	1				1	1				8.03
3	3	4			1	2	2			2	2	2			1	2	4				9
2	2	3				1	1			1	1	1				1	2				9.01
																					9.02
1	1	1			1	1	1			1	1	1			1	1	2				9.03
																					9.04
																					9.08
35	39	82	7	71	31	33	38	6	86	46	51	115	13	308	86	94	175	26	394		

N classi- fica- zione	RAMI E CLASSI DI ATTIVITÀ ECONOMICA	35. MONTEGRIMANO					36. MONTELABBATE					37. MONTEMAGGIORE AL METAURO				
		Im- prese	Unità locali				Im- prese	Unità locali				Im- prese	Unità locali			
			Totale		con forza motrice			Totale		con forza motrice			Totale		con forza motrice	
			N	Ad- detti	N	Poten- za utiliz- zabile HP		N	Ad- detti	N	Poten- za utiliz- zabile HP		N	Ad- detti	N	Poten- za utiliz- zabile HP
1	AGRICOLTURA, FORESTE, CACCIA E PESCA	4	4	7	—	—	2	3	8	—	—	3	4	8	—	—
1.03	Foreste	—	—	—	—	—	—	—	—	—	—	—	—	—	—	—
1.04	Pesca	—	—	—	—	—	—	—	—	—	—	—	—	—	—	—
1.05	Attività connesse con l'agricoltura . . .	4	4	7	—	—	2	3	8	—	—	3	4	8	—	—
2	INDUSTRIE ESTRATTIVE	6	7	38	3	30	—	—	—	—	—	—	—	—	—	—
2.01	Estraz. di carboni fossili e di torba . . .	—	—	—	—	—	—	—	—	—	—	—	—	—	—	—
2.02	Estraz. di combustibili liquidi e gassosi	—	—	—	—	—	—	—	—	—	—	—	—	—	—	—
2.03	Estraz. di minerali metalliferi	—	—	—	—	—	—	—	—	—	—	—	—	—	—	—
2.04	Estraz. di altri minerali	6	7	38	3	30	—	—	—	—	—	—	—	—	—	—
3	INDUSTRIE MANIFATTURIERE	5	5	5	3	39	19	20	103	10	337	39	39	58	15	122
3.01	Industrie alimentari e affini	3	3	3	3	39	—	—	—	—	—	3	3	6	3	99
3.02	Industria del tabacco	—	—	—	—	—	—	—	—	—	—	—	—	—	—	—
3.03	Seta, cotone e lav. fibre tess. artificiali	—	—	—	—	—	—	—	—	—	—	—	—	—	—	—
3.04	Industrie della lana	—	—	—	—	—	—	—	—	—	—	—	—	—	—	—
3.05	Industrie delle fibre dure e tessili vario	—	—	—	—	—	5	5	9	—	—	10	10	17	—	—
3.06	Ind. del vestiario e dell'abbigliamento .	1	1	1	—	—	4	4	7	—	—	11	11	14	—	—
3.07	Industrie delle calzature	—	—	—	—	—	1	1	1	1	1	2	2	4	—	—
3.08	Industrie delle pelli e del cuoio	—	—	—	—	—	—	—	—	—	—	—	—	—	—	—
3.09	Industria mobilio e arredam. in legno . .	—	—	—	—	—	3	3	38	3	126	—	—	—	—	—
3.10	Industrie del legno	—	—	—	—	—	1	1	1	1	2	6	6	10	6	16
3.11	Industrie metallurgiche	—	—	—	—	—	—	—	—	—	—	—	—	—	—	—
3.12	Macchine non elettr., carpent. metallica	—	—	—	—	—	—	—	—	—	—	—	—	—	—	—
3.13	Macchine e apparecchi elettrici	—	—	—	—	—	—	—	—	—	—	—	—	—	—	—
3.14	Mecc. di precisione ; orficeria, argenteria	—	—	—	—	—	—	—	—	—	—	1	1	1	1	1
3.15	Officine meccaniche	1	1	1	—	—	5	5	5	4	8	6	6	6	5	6
3.16	Industrie costruz. mezzi di trasporto . .	—	—	—	—	—	—	—	—	—	—	—	—	—	—	—
3.17	Industrie lavor. minerali non metalliferi	—	—	—	—	—	—	1	42	1	200	—	—	—	—	—
3.18	Industrie chimiche	—	—	—	—	—	—	—	—	—	—	—	—	—	—	—
3.19	Industrie derivati petrolio e carbone . .	—	—	—	—	—	—	—	—	—	—	—	—	—	—	—
3.20	Industrie della gomma elastica	—	—	—	—	—	—	—	—	—	—	—	—	—	—	—
3.21	Prod. cellul. per tess., fibre tess. artifice.	—	—	—	—	—	—	—	—	—	—	—	—	—	—	—
3.22	Industrie della carta e cartotecnica . . .	—	—	—	—	—	—	—	—	—	—	—	—	—	—	—
3.23	Industrie poligrafiche ed editoriali . . .	—	—	—	—	—	—	—	—	—	—	—	—	—	—	—
3.24	Industrie foto-fono-cinematografiche . .	—	—	—	—	—	—	—	—	—	—	—	—	—	—	—
3.25	Prod. oggetti in materie plastiche	—	—	—	—	—	—	—	—	—	—	—	—	—	—	—
3.26	Industrie manifatturiere varie	—	—	—	—	—	—	—	—	—	—	—	—	—	—	—
4	COSTRUZIONI E INSTALL. DI IMPIANTI . .	2	3	23	1	8	5	7	48	2	9	2	2	5	1	4
4.01	Costruzioni	2	3	23	1	8	5	7	48	2	9	2	2	5	1	4
4.02	Installazione impianti	—	—	—	—	—	—	—	—	—	—	—	—	—	—	—
5	ENERGIA ELETTRICA, GAS E ACQUA	—	—	—	—	—	—	—	—	—	—	—	1	1	1	40
5.01	Prod. e distribuz. di energia elettrica	—	—	—	—	—	—	—	—	—	—	—	—	—	—	—
5.02	Produzione e distribuzione di gas	—	—	—	—	—	—	—	—	—	—	—	—	—	—	—
5.03	Distribuzione di acqua	—	—	—	—	—	—	—	—	—	—	—	1	1	1	40
6	COMMERCIO	27	27	50	4	6	50	54	94	15	33	20	20	45	1	1
6.01	Commercio all'ingrosso	—	—	—	—	—	6	7	17	1	13	2	2	10	—	—
6.02	Comm. al minuto generi alimentari	9	9	21	2	4	6	7	18	4	9	10	10	22	1	1
6.03	Comm. al min. prod. tess. e art. abbigl.	2	2	2	—	—	5	5	5	—	—	5	5	7	—	—
6.04	Comm. al min. prod. meccanici	2	2	4	—	—	6	6	8	—	—	1	1	3	—	—
6.05	Comm. al min. gen. alim. e non alim. . . .	2	2	4	—	—	12	13	28	7	7	—	—	—	—	—
6.06	Commercio ambulante	3	3	5	—	—	9	9	9	—	—	—	—	—	—	—
6.07	Alberghi e pubblici esercizi	9	9	14	2	2	6	7	9	3	4	2	2	3	—	—
6.08	Attività ausiliarie del commercio	—	—	—	—	—	—	—	—	—	—	—	—	—	—	—
7	TRASPORTI E COMUNICAZIONI	1	2	8	—	—	9	10	19	—	—	9	10	13	—	—
7.01	Trasporti ferrov. e tramv. extraurbani .	—	—	—	—	—	—	—	—	—	—	—	—	—	—	—
7.02	Trasporti extraurbani su strada	1	1	1	—	—	9	9	18	—	—	9	9	10	—	—
7.03	Trasporti urbani	—	—	—	—	—	—	—	—	—	—	—	—	—	—	—
7.04	Trasporti lacuali e fluviali	—	—	—	—	—	—	—	—	—	—	—	—	—	—	—
7.05	Trasporti marittimi	—	—	—	—	—	—	—	—	—	—	—	—	—	—	—
7.06	Trasporti aerei	—	—	—	—	—	—	—	—	—	—	—	—	—	—	—
7.07	Attività ausiliarie dei trasporti	—	—	—	—	—	—	—	—	—	—	—	—	—	—	—
7.08	Comunicazioni	—	1	7	—	—	—	1	1	—	—	—	1	3	—	—
8	CREDITO E ASSICURAZIONE	—	2	2	—	—	—	2	4	—	—	1	2	6	—	—
8.01	Credito	—	—	—	—	—	—	1	3	—	—	1	1	5	—	—
8.02	Assicurazione	—	—	—	—	—	—	—	—	—	—	—	—	—	—	—
8.03	Gestioni finanziarie	—	2	2	—	—	—	1	1	—	—	—	1	1	—	—
9	SERVIZI E ATTIVITÀ SOCIALI VARIE	3	3	3	—	—	8	8	13	1	10	5	6	7	—	—
9.01	Servizi per l'igiene e la pulizia	2	2	2	—	—	7	7	12	1	10	4	5	6	—	—
9.02	Servizi dello spettacolo	—	—	—	—	—	—	—	—	—	—	—	—	—	—	—
9.03	Servizi sanitari	1	1	1	—	—	1	1	1	—	—	1	1	1	—	—
9.04	Servizi privati per l'istruzione	—	—	—	—	—	—	—	—	—	—	—	—	—	—	—
9.08	Servizi vari, non altrove classificati . .	—	—	—	—	—	—	—	—	—	—	—	—	—	—	—
	TOTALE	48	53	136	11	83	93	104	289	28	389	79	84	143	18	167

e unità locali per comune

38. MONTE PÒRZIO					39. NOVAFÉLTRIA					40. ORCIANO DI PÈSARO					41. PÈGLIO					N classi- fica- zione			
Unità locali					Unità locali					Unità locali					Unità locali								
Totale		con forza motrice			Im- prese	Totale		con forza motrice			Im- prese	Totale		con forza motrice			Im- prese	Totale			con forza motrice		
N	Ad- detti	N	Poten- za utiliz- zabile HP	N		Ad- detti	N	Poten- za utiliz- zabile HP	N	Ad- detti		N	Poten- za utiliz- zabile HP	N	Ad- detti	N		Poten- za utiliz- zabile HP	N		Ad- detti	N	Poten- za utiliz- zabile HP
4	5	18	1	11	3	4	7	—	—	6	7	17	—	—	2	2	5	—	—	1			
—	—	—	—	—	—	—	—	—	—	—	—	—	—	—	—	—	—	—	—	1.03			
4	5	18	1	11	3	4	7	—	—	6	7	17	—	—	2	2	5	—	—	1.04			
—	—	—	—	—	2	5	524	3	4.995	—	—	—	—	—	—	1	2	—	—	1.05			
—	—	—	—	—	—	—	—	—	—	—	—	—	—	—	—	—	—	—	—	2			
—	—	—	—	—	—	—	—	—	—	—	—	—	—	—	—	—	—	—	—	2.01			
—	—	—	—	—	—	—	—	—	—	—	—	—	—	—	—	—	—	—	—	2.02			
—	—	—	—	—	2	5	524	3	4.995	—	—	—	—	—	—	1	2	—	—	2.03			
—	—	—	—	—	—	—	—	—	—	—	—	—	—	—	—	—	—	—	—	2.04			
48	48	92	20	112	77	79	226	39	221	26	28	169	10	756	6	6	8	2	23	3			
4	4	9	3	33	3	4	9	2	70	—	1	4	1	96	1	1	2	1	22	3.01			
—	—	—	—	—	—	—	—	—	—	—	—	—	—	—	—	—	—	—	—	3.02			
—	—	—	—	—	—	—	—	—	—	—	—	—	—	—	—	—	—	—	—	3.03			
6	6	9	—	—	3	3	3	—	—	4	4	4	—	—	1	1	2	—	—	3.04			
9	9	17	—	—	18	18	29	1	..	6	6	9	—	—	2	2	2	—	—	3.05			
6	6	6	—	—	9	10	74	4	33	4	4	4	—	—	—	—	—	—	—	3.06			
—	—	—	—	—	—	—	—	—	—	—	5	—	—	—	—	—	—	—	—	3.07			
—	—	—	—	—	7	7	27	7	35	5	—	13	4	18	—	—	—	—	—	3.08			
15	15	34	12	53	11	11	16	11	26	—	—	—	—	—	1	1	1	—	—	3.09			
—	—	—	—	—	—	—	—	—	—	—	—	—	—	—	—	—	—	—	—	3.10			
—	—	—	—	—	—	—	—	—	—	2	2	49	2	83	—	—	—	—	—	3.11			
—	—	—	—	—	—	—	—	—	—	—	—	—	—	—	—	—	—	—	—	3.12			
—	—	—	—	—	1	1	2	1	..	—	—	—	—	—	—	—	—	—	—	3.13			
8	8	17	5	26	18	18	48	10	49	4	4	7	2	18	1	1	1	1	1	3.14			
—	—	—	—	—	—	—	—	—	—	—	—	—	—	—	—	—	—	—	—	3.15			
—	—	—	—	—	3	3	8	1	1	1	1	78	1	541	—	—	—	—	—	3.16			
—	—	—	—	—	1	1	2	—	—	—	—	—	—	—	—	—	—	—	—	3.17			
—	—	—	—	—	—	—	—	—	—	—	—	—	—	—	—	—	—	—	—	3.18			
—	—	—	—	—	—	—	—	—	—	—	—	—	—	—	—	—	—	—	—	3.19			
—	—	—	—	—	—	—	—	—	—	—	—	—	—	—	—	—	—	—	—	3.20			
—	—	—	—	—	—	—	—	—	—	—	—	—	—	—	—	—	—	—	—	3.21			
—	—	—	—	—	2	2	7	2	7	—	—	—	—	—	—	—	—	—	—	3.22			
—	—	—	—	—	1	1	1	—	—	—	—	—	—	—	—	—	—	—	—	3.23			
—	—	—	—	—	—	—	—	—	—	—	—	—	—	—	—	—	—	—	—	3.24			
—	—	—	—	—	—	—	—	—	—	—	—	—	—	—	—	—	—	—	—	3.25			
—	—	—	—	—	—	—	—	—	—	—	—	—	—	—	—	—	—	—	—	3.26			
3	3	37	3	21	4	6	137	2	30	5	6	58	—	—	—	—	—	—	—	4			
3	3	37	3	21	4	6	137	2	30	4	5	44	—	—	—	—	—	—	—	4.01			
—	—	—	—	—	—	—	—	—	—	1	1	14	—	—	—	—	—	—	—	4.02			
1	1	2	1	25	2	2	8	2	23	1	1	1	—	—	1	1	2	1	18	5			
—	—	—	—	—	1	1	6	1	6	—	—	—	—	—	—	—	—	—	—	5.01			
1	1	2	1	25	1	1	2	1	17	1	1	1	—	—	1	1	2	1	18	5.02			
38	38	51	12	9	147	152	303	47	120	104	104	167	1	..	20	20	26	2	2	5.03			
2	2	2	—	—	14	14	34	4	17	3	3	4	—	—	—	—	—	—	—	6			
8	8	15	5	3	59	63	120	29	55	10	10	19	—	—	2	2	3	1	1	6.01			
7	7	7	—	—	21	22	47	2	6	13	13	20	—	—	2	2	2	—	—	6.02			
3	3	3	—	—	9	9	19	3	16	10	10	14	1	..	5	5	6	—	—	6.03			
1	1	2	1	1	—	—	—	—	—	19	19	31	—	—	8	8	11	1	1	6.04			
10	10	14	—	—	13	13	17	—	—	40	40	61	—	—	—	—	—	—	—	6.05			
7	7	8	6	5	31	31	66	9	26	9	9	18	—	—	3	3	4	—	—	6.06			
—	—	—	—	—	—	—	—	—	—	—	—	—	—	—	—	—	—	—	—	6.07			
—	—	—	—	—	—	—	—	—	—	—	—	—	—	—	—	—	—	—	—	6.08			
11	12	26	—	—	28	29	84	1	16	4	5	11	—	—	—	1	1	—	—	7			
—	—	—	—	—	—	—	—	—	—	—	—	—	—	—	—	—	—	—	—	7.01			
8	8	16	—	—	20	20	64	1	16	3	3	5	—	—	—	—	—	—	—	7.02			
—	—	—	—	—	8	8	9	—	—	1	1	1	—	—	—	—	—	—	—	7.03			
—	—	—	—	—	—	—	—	—	—	—	—	—	—	—	—	—	—	—	—	7.04			
—	—	—	—	—	—	—	—	—	—	—	—	—	—	—	—	—	—	—	—	7.05			
—	—	—	—	—	—	—	—	—	—	—	—	—	—	—	—	—	—	—	—	7.06			
3	3	7	—	—	—	—	—	—	—	—	—	—	—	—	—	—	—	—	—	7.07			
—	1	3	—	—	—	1	11	—	—	—	1	5	—	—	—	1	1	—	—	7.08			
—	2	3	—	—	2	6	23	—	—	1	3	6	—	—	—	1	—	—	—	8			
—	1	2	—	—	—	2	11	—	—	1	2	5	—	—	—	1	—	—	—	8.01			
—	—	—	—	—	1	1	1	—	—	—	—	—	—	—	—	—	—	—	—	8.02			
—	1	1	—	—	1	3	11	—	—	—	1	1	—	—	—	—	—	—	—	8.03			
6	6	6	2	2	24	24	50	8	11	7	7	13	—	—	2	2	2	—	—	9			
5	5	5	2	2	17	17	29	5	3	6	6	10	—	—	1	1	1	—	—	9.01			
—	—	—	—	—	4	4	16	3	8	—	—	—	—	—	—	—	—	—	—	9.02			
1	1	1	—	—	2	2	3	—	—	1	1	3	—	—	1	1	1	—	—	9.03			
—	—	—	—	—	1	1	2	—	—	—	—	—	—	—	—	—	—	—	—	9.04			
—	—	—	—	—	—	—	—	—	—	—	—	—	—	—	—	—	—	—	—	9.08			
111	115	235	39	180	289	307	1.362	102	5.416	154	161	442	11	756	31	34	46	5	43				

unità locali per comune

45. PETRIANO					46. PIAGGE					47. PIANDIMILETO					48. PIETRARUBBIA					N classi- fica- zione
Unità locali					Unità locali					Unità locali					Unità locali					
Totale		con forza motrice			Totale		con forza motrice			Totale		con forza motrice			Totale		con forza motrice			
Im- prese	N	Ad- detti	N	Poten- za utiliz- zabile HP	Im- prese	N	Ad- detti	N	Poten- za utiliz- zabile HP	Im- prese	N	Ad- detti	N	Poten- za utiliz- zabile HP	Im- prese	N	Ad- detti	N	Poten- za utiliz- zabile HP	
6	7	24	—	—	4	5	11	—	—	3	4	19	—	—	3	3	6	—	—	1
—	—	—	—	—	—	—	—	—	—	—	—	—	—	—	—	—	—	—	—	1.03
—	—	—	—	—	—	—	—	—	—	—	—	—	—	—	—	—	—	—	—	1.04
6	7	24	—	—	4	5	11	—	—	3	4	19	—	—	3	3	6	—	—	1.05
—	—	—	—	—	—	—	—	—	—	—	—	—	—	—	—	—	—	—	—	2
—	—	—	—	—	—	—	—	—	—	—	—	—	—	—	—	—	—	—	—	2.01
—	—	—	—	—	—	—	—	—	—	—	—	—	—	—	—	—	—	—	—	2.02
—	—	—	—	—	—	—	—	—	—	—	—	—	—	—	—	—	—	—	—	2.03
—	—	—	—	—	—	—	—	—	—	—	—	—	—	—	—	—	—	—	—	2.04
35	35	119	14	308	21	21	31	4	26	13	13	29	5	34	4	4	5	2	4	3
1	1	5	1	74	—	—	—	—	—	—	—	—	—	—	—	—	—	—	—	3.01
—	—	—	—	—	—	—	—	—	—	—	—	—	—	—	—	—	—	—	—	3.02
—	—	—	—	—	—	—	—	—	—	—	—	—	—	—	—	—	—	—	—	3.03
—	—	—	—	—	—	—	—	—	—	—	—	—	—	—	—	—	—	—	—	3.04
8	8	8	—	—	9	9	10	—	—	—	—	—	—	—	—	—	—	—	—	3.05
10	10	12	—	—	4	4	5	—	—	3	3	5	—	—	1	1	2	—	—	3.06
3	3	7	3	5	2	2	2	—	—	2	2	2	—	—	—	—	—	—	—	3.07
—	—	—	—	—	—	—	—	—	—	—	—	—	—	—	—	—	—	—	—	3.08
7	7	61	6	176	—	—	—	—	—	1	1	5	1	9	1	1	1	1	2	3.09
2	2	13	2	37	3	3	6	2	4	3	3	10	3	21	1	1	1	1	2	3.10
—	—	—	—	—	—	—	—	—	—	—	—	—	—	—	—	—	—	—	—	3.11
—	—	—	—	—	—	—	—	—	—	—	—	—	—	—	—	—	—	—	—	3.12
—	—	—	—	—	—	—	—	—	—	—	—	—	—	—	—	—	—	—	—	3.13
—	—	—	—	—	—	—	—	—	—	—	—	—	—	—	—	—	—	—	—	3.14
4	4	13	2	16	3	3	8	2	22	4	4	7	1	4	1	1	1	—	—	3.15
—	—	—	—	—	—	—	—	—	—	—	—	—	—	—	—	—	—	—	—	3.16
—	—	—	—	—	—	—	—	—	—	—	—	—	—	—	—	—	—	—	—	3.17
—	—	—	—	—	—	—	—	—	—	—	—	—	—	—	—	—	—	—	—	3.18
—	—	—	—	—	—	—	—	—	—	—	—	—	—	—	—	—	—	—	—	3.19
—	—	—	—	—	—	—	—	—	—	—	—	—	—	—	—	—	—	—	—	3.20
—	—	—	—	—	—	—	—	—	—	—	—	—	—	—	—	—	—	—	—	3.21
—	—	—	—	—	—	—	—	—	—	—	—	—	—	—	—	—	—	—	—	3.22
—	—	—	—	—	—	—	—	—	—	—	—	—	—	—	—	—	—	—	—	3.23
—	—	—	—	—	—	—	—	—	—	—	—	—	—	—	—	—	—	—	—	3.24
—	—	—	—	—	—	—	—	—	—	—	—	—	—	—	—	—	—	—	—	3.25
—	—	—	—	—	—	—	—	—	—	—	—	—	—	—	—	—	—	—	—	3.26
4	5	7	3	12	1	2	11	1	3	—	—	—	—	—	2	2	4	—	—	4
4	5	7	3	12	1	2	11	1	3	—	—	—	—	—	2	2	4	—	—	4.01
—	—	—	—	—	—	—	—	—	—	—	—	—	—	—	—	—	—	—	—	4.02
1	1	2	1	44	1	1	2	1	68	—	—	—	—	—	—	—	—	—	—	5
—	—	—	—	—	1	1	2	1	68	—	—	—	—	—	—	—	—	—	—	5.01
—	—	—	—	—	—	—	—	—	—	—	—	—	—	—	—	—	—	—	—	5.02
1	1	2	1	44	—	—	—	—	—	—	—	—	—	—	—	—	—	—	—	5.03
20	20	37	1	1	9	9	17	1	1	35	35	56	12	3	14	14	24	—	—	6
1	1	1	—	—	—	—	—	—	—	—	—	—	—	—	—	—	—	—	—	6.01
4	4	8	1	1	5	5	10	1	1	6	6	12	3	3	3	3	4	—	—	6.02
2	2	3	—	—	—	—	—	—	—	5	5	6	—	—	—	—	—	—	—	6.03
—	—	—	—	—	—	—	—	—	—	3	3	3	1	..	2	2	4	—	—	6.04
9	9	19	—	—	2	2	4	—	—	11	11	18	3	..	1	1	3	—	—	6.05
—	—	—	—	—	—	—	—	—	—	4	4	5	—	—	4	4	6	—	—	6.06
4	4	6	—	—	2	2	3	—	—	6	6	12	5	..	4	4	7	—	—	6.07
—	—	—	—	—	—	—	—	—	—	—	—	—	—	—	—	—	—	—	—	6.08
4	5	13	—	—	2	3	7	—	—	2	3	6	—	—	—	1	1	—	—	7
—	—	—	—	—	—	—	—	—	—	—	—	—	—	—	—	—	—	—	—	7.01
4	4	9	—	—	2	2	5	—	—	—	—	—	—	—	—	—	—	—	—	7.02
—	—	—	—	—	—	—	—	—	—	1	1	1	—	—	—	—	—	—	—	7.03
—	—	—	—	—	—	—	—	—	—	—	—	—	—	—	—	—	—	—	—	7.04
—	—	—	—	—	—	—	—	—	—	—	—	—	—	—	—	—	—	—	—	7.05
—	—	—	—	—	—	—	—	—	—	—	—	—	—	—	—	—	—	—	—	7.06
—	—	—	—	—	—	—	—	—	—	1	1	1	—	—	—	—	—	—	—	7.07
—	1	4	—	—	—	1	2	—	—	—	1	4	—	—	—	1	1	—	—	7.08
—	1	2	—	—	—	2	1	—	—	—	3	4	—	—	—	—	—	—	—	8
—	1	2	—	—	—	1	1	—	—	—	1	1	—	—	—	—	—	—	—	8.01
—	—	—	—	—	—	—	—	—	—	—	—	—	—	—	—	—	—	—	—	8.02
—	—	—	—	—	—	—	—	—	—	—	—	—	—	—	—	—	—	—	—	8.03
7	9	10	1	1	2	2	3	—	—	4	5	7	3	3	1	1	2	—	—	9
5	7	7	—	—	2	2	3	—	—	3	3	4	2	..	—	—	—	—	—	9.01
1	1	2	1	1	—	—	—	—	—	—	1	1	1	3	—	—	—	—	—	9.02
1	1	1	—	—	—	—	—	—	—	1	1	2	—	—	1	1	2	—	—	9.03
—	—	—	—	—	—	—	—	—	—	—	—	—	—	—	—	—	—	—	—	9.04
—	—	—	—	—	—	—	—	—	—	—	—	—	—	—	—	—	—	—	—	9.08
77	83	214	20	366	40	45	83	7	98	57	63	121	20	40	24	25	42	2	4	

N classi- fica- zione	RAMI E CLASSI DI ATTIVITÀ ECONOMICA	49. PIÒBBICO					50. SALTARA					51. SAN COSTANZO				
		Im- prese	Unità locali				Im- prese	Unità locali				Im- prese	Unità locali			
			Totale		con forza motrice			Totale		con forza motrice			Totale		con forza motrice	
			N	Ad- detti	N	Poten- za utiliz- zabile HP		N	Ad- detti	N	Poten- za utiliz- zabile HP		N	Ad- detti	N	Poten- za utiliz- zabile HP
1	AGRICOLTURA, FORESTE, CACCIA E PESCA	2	3	3	—	—	2	3	5	—	—	3	4	8	—	—
1.03	Foreste	—	—	—	—	—	—	—	—	—	—	—	—	—	—	—
1.04	Pesca	—	—	—	—	—	—	—	—	—	—	—	—	—	—	—
1.05	Attività connesse con l'agricoltura . . .	2	3	3	—	—	2	3	5	—	—	3	4	8	—	—
2	INDUSTRIE ESTRATTIVE	—	—	—	—	—	—	—	—	—	—	—	—	—	—	—
2.01	Estraz. di carboni fossili e di torba . .	—	—	—	—	—	—	—	—	—	—	—	—	—	—	—
2.02	Estraz. di combustibili liquidi e gassosi	—	—	—	—	—	—	—	—	—	—	—	—	—	—	—
2.03	Estraz. di minerali metalliferi	—	—	—	—	—	—	—	—	—	—	—	—	—	—	—
2.04	Estraz. di altri minerali	—	—	—	—	—	—	—	—	—	—	—	—	—	—	—
3	INDUSTRIE MANIFATTURIERE	27	27	39	—	—	48	49	187	27	455	72	73	97	1	3
3.01	Industrie alimentari e affini	2	2	2	—	—	3	4	24	3	165	4	5	9	1	3
3.02	Industria del tabacco	—	—	—	—	—	—	—	—	—	—	—	—	—	—	—
3.03	Seta, cotone e lav. fibre tess. artificiali	—	—	—	—	—	—	—	—	—	—	—	—	—	—	—
3.04	Industrie della lana	5	5	10	—	—	—	—	—	—	—	—	—	—	—	—
3.05	Industrie delle fibre dure e tessili varie	4	4	5	—	—	3	3	31	1	2	11	11	16	—	—
3.06	Ind. del vestiario e dell'abbigliamento .	8	8	11	—	—	8	8	14	1	1	33	33	38	—	—
3.07	Industrie delle calzature	1	1	1	—	—	7	7	7	—	—	4	4	5	—	—
3.08	Industrie delle pelli e del cuoio	—	—	—	—	—	—	—	—	—	—	—	—	—	—	—
3.09	Industria mobilio e arredam. in legno .	—	—	—	—	—	2	2	29	2	57	—	—	—	—	—
3.10	Industrie del legno	2	2	4	—	—	9	9	16	9	38	7	7	13	—	—
3.11	Industrie metallurgiche	—	—	—	—	—	—	—	—	—	—	—	—	—	—	—
3.12	Macchine non elettr., carpent. metallica	—	—	—	—	—	2	2	31	2	116	—	—	—	—	—
3.13	Macchine e apparecchi elettrici	—	—	—	—	—	—	—	—	—	—	—	—	—	—	—
3.14	Mecc. di precisione; oreficeria, argenteria	—	—	—	—	—	—	—	—	—	—	—	—	—	—	—
3.15	Officine meccaniche	4	4	5	—	—	9	9	21	6	17	13	13	16	—	—
3.16	Industrie costruz. mezzi di trasporto .	—	—	—	—	—	—	—	—	—	—	—	—	—	—	—
3.17	Industrie lavor. minerali non metalliferi	1	1	1	—	—	2	2	19	2	58	—	—	—	—	—
3.18	Industrie chimiche	—	—	—	—	—	—	—	—	—	—	—	—	—	—	—
3.19	Industrie derivati petrolio e carbone . .	—	—	—	—	—	—	—	—	—	—	—	—	—	—	—
3.20	Industrie della gomma elastica	—	—	—	—	—	1	1	1	1	1	—	—	—	—	—
3.21	Prod. cellul. per tess., fibre tess. artifie.	—	—	—	—	—	—	—	—	—	—	—	—	—	—	—
3.22	Industrie della carta e cartotecnica . .	—	—	—	—	—	—	—	—	—	—	—	—	—	—	—
3.23	Industrie poligrafiche ed editoriali . . .	—	—	—	—	—	—	—	—	—	—	—	—	—	—	—
3.24	Industrie foto-fono-cinematografiche . .	—	—	—	—	—	2	2	3	—	—	—	—	—	—	—
3.25	Prod. oggetti in materie plastiche	—	—	—	—	—	—	—	—	—	—	—	—	—	—	—
3.26	Industrie manifatturiere varie	—	—	—	—	—	—	—	—	—	—	—	—	—	—	—
4	COSTRUZIONI E INSTALL. DI IMPIANTI . .	4	4	24	—	—	8	8	50	4	7	12	12	100	—	—
4.01	Costruzioni	4	4	24	—	—	7	7	49	4	7	12	12	100	—	—
4.02	Installazione impianti	—	—	—	—	—	1	1	1	—	—	—	—	—	—	—
5	ENERGIA ELETTRICA, GAS E ACQUA	1	2	3	1	182	1	2	5	1	18	1	1	2	—	—
5.01	Prod. e distribuz. di energia elettrica . .	—	1	1	1	182	—	1	2	—	—	—	—	—	—	—
5.02	Produzione e distribuzione di gas	—	—	—	—	—	—	—	—	—	—	—	—	—	—	—
5.03	Distribuzione di acqua	1	1	2	—	—	1	1	3	1	18	1	1	2	—	—
6	COMMERCIO	47	48	65	5	15	59	60	119	14	50	85	85	98	—	—
6.01	Commercio all'ingrosso	1	1	1	—	—	5	5	11	3	37	3	3	3	—	—
6.02	Comm. al minuto generi alimentari . . .	18	19	29	3	3	16	16	32	7	7	11	11	13	—	—
6.03	Comm. al min. prod. tess. e art. abbigl.	5	5	7	—	—	10	10	20	—	—	8	8	10	—	—
6.04	Comm. al minuto prod. meccanici	8	8	9	2	12	6	6	17	1	2	6	6	6	—	—
6.05	Comm. al min. gen. alim. e non alim. . .	—	—	—	—	—	1	1	2	—	—	19	19	20	—	—
6.06	Commercio ambulante	6	6	6	—	—	15	15	25	—	—	24	24	32	—	—
6.07	Alberghi e pubblici esercizi	9	9	13	—	—	6	7	12	3	4	14	14	14	—	—
6.08	Attività ausiliarie del commercio	—	—	—	—	—	—	—	—	—	—	—	—	—	—	—
7	TRASPORTI E COMUNICAZIONI	9	10	16	—	—	11	13	25	1	1	12	13	19	—	—
7.01	Trasporti ferrov. e tramv. extraurbani .	—	—	—	—	—	—	—	1	2	—	—	—	—	—	—
7.02	Trasporti extraurbani su strada	—	—	—	—	—	7	7	13	—	—	8	8	10	—	—
7.03	Trasporti urbani	9	9	13	—	—	3	3	3	1	1	—	—	—	—	—
7.04	Trasporti lacuali e fluviali	—	—	—	—	—	—	—	—	—	—	—	—	—	—	—
7.05	Trasporti marittimi	—	—	—	—	—	—	—	—	—	—	—	—	—	—	—
7.06	Trasporti aerei	—	—	—	—	—	—	—	—	—	—	—	—	—	—	—
7.07	Attività ausiliarie dei trasporti	—	—	—	—	—	—	—	—	—	4	4	4	4	—	—
7.08	Comunicazioni	—	1	3	—	—	1	2	7	—	—	1	1	5	—	—
8	CREDITO E ASSICURAZIONE	—	3	3	—	—	—	3	4	—	—	—	2	3	—	—
8.01	Credito	—	1	1	—	—	—	2	3	—	—	—	1	2	—	—
8.02	Assicurazione	—	—	—	—	—	—	—	—	—	—	—	—	—	—	—
8.03	Gestioni finanziarie	—	2	2	—	—	—	1	1	—	—	—	1	1	—	—
9	SERVIZI E ATTIVITÀ SOCIALI VARIE	6	7	18	1	47	12	13	15	1	1	11	11	14	—	—
9.01	Servizi per l'igiene e la pulizia	4	4	5	—	—	11	12	14	1	1	9	9	10	—	—
9.02	Servizi dello spettacolo	1	2	12	1	47	—	—	—	—	—	—	—	—	—	—
9.03	Servizi sanitari	1	1	1	—	—	1	1	1	—	—	2	2	4	—	—
9.04	Servizi privati per l'istruzione	—	—	—	—	—	—	—	—	—	—	—	—	—	—	—
9.08	Servizi vari, non altrove classificati . .	—	—	—	—	—	—	—	—	—	—	—	—	—	—	—
	TOTALE	96	104	171	7	244	141	151	410	48	532	196	201	341	1	3

unità locali per comune

52. SAN GIORGIO DI PÈSARO					53. SAN LEO					54. SAN LORENZO IN CAMPO					55. SANT'ÀGATA FÈLTRIA					N classi- fica- zione			
Unità locali					Unità locali					Unità locali					Unità locali								
Totale		con forza motrice			Im- prese	Totale		con forza motrice			Im- prese	Totale		con forza motrice			Im- prese	Totale			con forza motrice		
N	Ad- detti	N	Poten- za utiliz- zabile HP	N		Ad- detti	N	Poten- za utiliz- zabile HP	N	Ad- detti		N	Poten- za utiliz- zabile HP	N	Ad- detti	N		Poten- za utiliz- zabile HP	N		Ad- detti	N	Poten- za utiliz- zabile HP
6	7	16	—	—	4	6	22	—	—	4	5	10	—	—	2	3	3	—	—	1			
—	—	—	—	—	—	—	—	—	—	—	—	—	—	—	—	—	—	—	—	1.03			
6	7	16	—	—	4	6	22	—	—	4	5	10	—	—	2	3	3	—	—	1.04			
—	—	—	—	—	—	—	—	—	—	1	1	6	1	65	—	—	—	—	—	1.05			
—	—	—	—	—	—	—	—	—	—	—	—	—	—	—	—	—	—	—	—	2			
—	—	—	—	—	—	—	—	—	—	—	—	—	—	—	—	—	—	—	—	2.01			
—	—	—	—	—	—	—	—	—	—	—	—	—	—	—	—	—	—	—	—	2.02			
—	—	—	—	—	—	—	—	—	—	1	1	6	1	65	—	—	—	—	—	2.03			
—	—	—	—	—	—	—	—	—	—	—	—	—	—	—	—	—	—	—	—	2.04			
25	25	36	8	60	40	40	65	23	144	62	64	186	32	376	24	25	40	14	78	3			
2	2	6	2	37	7	7	11	6	61	5	6	97	4	250	5	6	12	5	48	3.01			
—	—	—	—	—	—	—	—	—	—	—	—	—	—	—	—	—	—	—	—	3.02			
—	—	—	—	—	—	—	—	—	—	1	1	1	1	17	—	—	—	—	—	3.03			
—	—	—	—	—	—	—	—	—	—	—	—	—	—	—	—	—	—	—	—	3.04			
5	5	5	—	—	1	1	1	—	—	8	8	8	—	—	—	—	—	—	—	3.05			
7	7	7	—	—	6	6	7	—	—	10	10	13	—	—	5	5	7	—	—	3.06			
3	3	3	—	—	3	3	4	—	—	8	9	11	3	3	2	2	2	—	—	3.07			
—	—	—	—	—	—	—	—	—	—	—	—	—	—	—	—	—	—	—	—	3.08			
4	4	7	3	14	—	—	—	—	—	9	9	17	8	31	8	8	12	7	21	3.09			
1	1	1	—	—	11	11	16	10	35	5	5	8	5	15	—	—	—	—	—	3.10			
—	—	—	—	—	—	—	—	—	—	—	—	—	—	—	—	—	—	—	—	3.11			
—	—	—	—	—	—	—	—	—	—	—	—	—	—	—	—	—	—	—	—	3.12			
—	—	—	—	—	—	—	—	—	—	—	—	—	—	—	—	—	—	—	—	3.13			
—	—	—	—	—	—	—	—	—	—	—	—	—	—	—	—	—	—	—	—	3.14			
3	3	7	3	9	9	9	15	5	22	15	15	30	11	60	3	3	6	1	1	3.15			
—	—	—	—	—	—	—	—	—	—	—	—	—	—	—	—	—	—	—	—	3.16			
—	—	—	—	—	1	1	8	1	24	—	—	—	—	—	1	1	1	1	8	3.17			
—	—	—	—	—	—	—	—	—	—	—	—	—	—	—	—	—	—	—	—	3.18			
—	—	—	—	—	—	—	—	—	—	—	—	—	—	—	—	—	—	—	—	3.19			
—	—	—	—	—	1	1	1	1	2	—	—	—	—	—	—	—	—	—	—	3.20			
—	—	—	—	—	—	—	—	—	—	—	—	—	—	—	—	—	—	—	—	3.21			
—	—	—	—	—	—	—	—	—	—	—	—	—	—	—	—	—	—	—	—	3.22			
—	—	—	—	—	—	—	—	—	—	—	—	—	—	—	—	—	—	—	—	3.23			
—	—	—	—	—	1	1	2	—	—	1	1	1	—	—	—	—	—	—	—	3.24			
—	—	—	—	—	—	—	—	—	—	—	—	—	—	—	—	—	—	—	—	3.25			
—	—	—	—	—	—	—	—	—	—	—	—	—	—	—	—	—	—	—	—	3.26			
3	3	8	2	4	2	2	7	—	—	6	7	49	5	20	3	4	79	—	—	4			
3	3	8	2	4	2	2	7	—	—	6	7	49	5	20	3	4	79	—	—	4.01			
—	—	—	—	—	—	—	—	—	—	—	—	—	—	—	—	—	—	—	—	4.02			
1	1	1	—	—	—	—	—	—	—	1	1	2	—	—	1	1	2	—	—	5			
—	—	—	—	—	—	—	—	—	—	—	—	—	—	—	—	—	—	—	—	5.01			
1	1	1	—	—	—	—	—	—	—	1	1	2	—	—	1	1	2	—	—	5.02			
—	—	—	—	—	—	—	—	—	—	—	—	—	—	—	—	—	—	—	—	5.03			
19	20	24	2	3	59	66	116	12	31	67	67	122	20	28	55	56	93	3	5	6			
—	—	—	—	—	2	2	4	1	1	10	10	17	2	9	1	1	1	—	—	6.01			
11	12	16	2	3	28	30	57	7	23	25	25	48	11	13	18	19	32	3	5	6.02			
—	—	—	—	—	5	5	10	—	—	11	11	22	2	1	6	6	9	—	—	6.03			
1	1	1	—	—	4	7	9	—	—	8	8	13	—	—	3	3	5	—	—	6.04			
3	3	3	—	—	—	—	—	—	—	1	1	2	1	1	6	6	10	—	—	6.05			
—	—	—	—	—	3	3	4	—	—	1	1	2	—	—	3	3	4	—	—	6.06			
4	4	4	—	—	17	19	32	4	7	11	11	18	4	4	18	18	32	—	—	6.07			
—	—	—	—	—	—	—	—	—	—	—	—	—	—	—	—	—	—	—	—	6.08			
4	5	8	—	—	18	22	38	—	—	12	14	40	1	1	4	5	17	—	—	7			
—	—	—	—	—	—	—	—	—	—	—	—	—	—	—	—	—	—	—	—	7.01			
3	3	3	—	—	18	21	30	—	—	8	9	29	1	1	4	4	10	—	—	7.02			
—	—	—	—	—	—	—	—	—	—	—	—	—	—	—	—	—	—	—	—	7.03			
—	—	—	—	—	—	—	—	—	—	—	—	—	—	—	—	—	—	—	—	7.04			
—	—	—	—	—	—	—	—	—	—	—	—	—	—	—	—	—	—	—	—	7.05			
—	—	—	—	—	—	—	—	—	—	—	—	—	—	—	—	—	—	—	—	7.06			
—	—	—	—	—	—	—	—	—	—	3	3	3	—	—	—	—	—	—	—	7.07			
1	2	5	—	—	—	1	8	—	—	1	2	8	—	—	—	1	7	—	—	7.08			
1	2	5	—	—	1	2	3	—	—	—	3	5	—	—	1	4	8	—	—	8			
1	1	4	—	—	1	2	3	—	—	—	1	2	—	—	1	2	5	—	—	8.01			
—	—	—	—	—	—	—	—	—	—	—	—	—	—	—	—	—	—	—	—	8.02			
—	—	—	—	—	—	—	—	—	—	—	—	—	—	—	—	—	—	—	—	8.03			
—	—	—	—	—	—	—	—	—	—	—	—	—	—	—	—	—	—	—	—	—			
6	6	7	1	1	8	8	10	—	—	12	13	19	5	7	5	6	9	1	2	9			
4	4	4	1	1	7	7	9	—	—	10	11	13	4	5	3	4	4	—	—	9.01			
1	1	2	—	—	—	—	—	—	—	1	1	4	1	2	1	1	3	1	2	9.02			
1	1	1	—	—	1	1	1	—	—	1	1	2	—	—	1	1	2	—	—	9.03			
—	—	—	—	—	—	—	—	—	—	—	—	—	—	—	—	—	—	—	—	9.04			
—	—	—	—	—	—	—	—	—	—	—	—	—	—	—	—	—	—	—	—	9.08			
65	69	105	13	68	132	146	261	35	175	165	175	439	64	497	95	104	251	18	85				

N classi- fica- zione	RAMI E CLASSI DI ATTIVITÀ ECONOMICA	56. SANT'ANGELO IN LIZZOLA				57. SANT'ANGELO IN VADO				58. SANT'IPPOLITO						
		Im- prese	Unità locali		con forza motrice	Poten- za utiliz- zabile HP	Im- prese	Unità locali		con forza motrice	Poten- za utiliz- zabile HP	Im- prese	Unità locali			
			Totale					Totale					Totale			
			N	Ad- detti				N	Ad- detti				N	Ad- detti	N	Ad- detti
1	AGRICOLTURA, FORESTE, CACCIA E PESCA	—	1	1	—	—	2	3	5	1	5	5	6	12	—	—
1.03	Foreste	—	—	—	—	—	—	—	—	—	—	—	—	—	—	—
1.04	Pesca	—	—	—	—	—	—	—	—	—	—	—	—	—	—	—
1.05	Attività connesse con l'agricoltura . . .	—	1	1	—	—	2	3	5	1	5	5	6	12	—	—
2	INDUSTRIE ESTRATTIVE	—	—	—	—	—	—	—	—	—	—	—	—	—	—	—
2.01	Estraz. di carboni fossili e di torba . . .	—	—	—	—	—	—	—	—	—	—	—	—	—	—	—
2.02	Estraz. di combustibili liquidi e gassosi	—	—	—	—	—	—	—	—	—	—	—	—	—	—	—
2.03	Estraz. di minerali metalliferi	—	—	—	—	—	—	—	—	—	—	—	—	—	—	—
2.04	Estraz. di altri minerali.	—	—	—	—	—	—	—	—	—	—	—	—	—	—	—
3	INDUSTRIE MANIFATTURIERE	40	40	144	29	744	47	50	108	27	268	31	32	67	17	125
3.01	Industrie alimentari e affini	5	5	13	5	95	10	11	22	5	70	2	2	8	2	85
3.02	Industria del tabacco.	—	—	—	—	—	—	1	1	—	—	—	—	—	—	—
3.03	Seta, cotone e lav. fibre tess. artificiali	—	—	—	—	—	—	—	—	—	—	—	—	—	—	—
3.04	Industrie della lana	—	—	—	—	—	—	—	—	—	—	—	—	—	—	—
3.05	Industrie delle fibre dure e tessili varie	—	—	—	—	—	2	2	3	—	—	1	1	1	—	—
3.06	Ind. del vestiario e dell'abbigliamento .	4	4	8	—	—	5	5	6	—	—	7	7	7	—	—
3.07	Industrie delle calzature	5	5	6	3	15	2	2	3	—	—	3	3	3	—	—
3.08	Industrie delle pelli e del cuoio	—	—	—	—	—	—	—	—	—	—	—	—	—	—	—
3.09	Industria mobilio e arredam. in legno . .	7	7	83	6	239	—	—	—	—	—	—	—	—	—	—
3.10	Industrie del legno.	5	5	10	3	69	13	14	40	14	133	11	12	38	9	32
3.11	Industrie metallurgiche	—	—	—	—	—	—	—	—	—	—	—	—	—	—	—
3.12	Macchine non elettr., carpent. metallica	—	—	—	—	—	—	—	—	—	—	—	—	—	—	—
3.13	Macchine e apparecchi elettrici	—	—	—	—	—	—	—	—	—	—	—	—	—	—	—
3.14	Mecc. di precisione; oreficeria, argenteria	—	—	—	—	—	—	—	—	—	—	—	—	—	—	—
3.15	Officine meccaniche.	13	13	21	12	326	12	12	19	6	9	7	7	10	6	8
3.16	Industrie costruz. mezzi di trasporto . .	—	—	—	—	—	—	—	—	—	—	—	—	—	—	—
3.17	Industrie lavor. minerali non metalliferi	1	1	3	—	—	2	2	12	2	56	—	—	—	—	—
3.18	Industrie chimiche	—	—	—	—	—	—	—	—	—	—	—	—	—	—	—
3.19	Industrie derivati petrolio e carbone . .	—	—	—	—	—	—	—	—	—	—	—	—	—	—	—
3.20	Industrie della gomma elastica	—	—	—	—	—	—	—	—	—	—	—	—	—	—	—
3.21	Prod. cellul. per tess., fibre tess. artific.	—	—	—	—	—	—	—	—	—	—	—	—	—	—	—
3.22	Industrie della carta e cartotecnica . . .	—	—	—	—	—	—	—	—	—	—	—	—	—	—	—
3.23	Industrie poligrafiche ed editoriali . . .	—	—	—	—	—	—	—	—	—	—	—	—	—	—	—
3.24	Industrie foto-fono-cinematografiche . .	—	—	—	—	—	1	1	2	—	—	—	—	—	—	—
3.25	Prod. oggetti in materie plastiche	—	—	—	—	—	—	—	—	—	—	—	—	—	—	—
3.26	Industrie manifatturiere varie	—	—	—	—	—	—	—	—	—	—	—	—	—	—	—
4	COSTRUZIONI E INSTALL. DI IMPIANTI . .	5	10	61	2	11	3	5	30	—	—	3	3	25	1	2
4.01	Costruzioni	5	10	61	2	11	3	5	30	—	—	3	3	25	1	2
4.02	Installazione impianti.	—	—	—	—	—	—	—	—	—	—	—	—	—	—	—
5	ENERGIA ELETTRICA, GAS E ACQUA	1	2	3	—	—	—	1	1	—	—	—	—	—	—	—
5.01	Prod. e distrib. di energia elettrica	—	—	—	—	—	—	—	—	—	—	—	—	—	—	—
5.02	Produzione e distribuzione di gas	—	—	—	—	—	—	—	—	—	—	—	—	—	—	—
5.03	Distribuzione di acqua	1	2	3	—	—	—	1	1	—	—	—	—	—	—	—
6	COMMERCIO	52	54	97	13	33	65	72	115	18	19	14	19	22	1	..
6.01	Commercio all'ingrosso	4	4	10	—	—	3	3	4	—	—	—	—	—	—	—
6.02	Comm. al minuto generi alimentari . . .	17	19	39	8	19	13	13	23	4	3	9	11	13	1	..
6.03	Comm. al min. prod. tess. e art. abbigl.	7	7	11	—	—	12	16	26	—	—	—	—	—	—	—
6.04	Comm. al minuto prod. meccanici	8	8	9	1	1	8	11	14	1	4	1	1	2	—	—
6.05	Comm. al min. gen. alim. e non alim. . .	2	2	4	1	2	14	14	24	8	7	—	—	—	—	—
6.06	Commercio ambulante	6	6	9	—	—	1	1	1	—	—	1	1	1	—	—
6.07	Alberghi e pubblici esercizi	8	8	15	3	11	13	13	22	5	5	3	6	6	—	—
6.08	Attività ausiliarie del commercio	—	—	—	—	—	1	1	1	—	—	—	—	—	—	—
7	TRASPORTI E COMUNICAZIONI.	6	7	12	—	—	10	11	24	—	—	6	7	9	—	—
7.01	Trasporti ferrov. e tramv. extraurbani .	—	—	—	—	—	—	—	—	—	—	—	—	—	—	—
7.02	Trasporti extraurbani su strada	6	6	8	—	—	6	6	13	—	—	3	3	4	—	—
7.03	Trasporti urbani	—	—	—	—	—	4	4	5	—	—	2	2	2	—	—
7.04	Trasporti lacuali e fluviali.	—	—	—	—	—	—	—	—	—	—	—	—	—	—	—
7.05	Trasporti marittimi.	—	—	—	—	—	—	—	—	—	—	—	—	—	—	—
7.06	Trasporti aerei.	—	—	—	—	—	—	—	—	—	—	—	—	—	—	—
7.07	Attività ausiliarie dei trasporti	—	—	—	—	—	—	—	—	—	—	—	—	—	—	—
7.08	Comunicazioni	—	1	4	—	—	—	1	6	—	—	1	2	3	—	—
8	CREDITO E ASSICURAZIONE.	1	5	7	—	—	—	3	6	—	—	1	2	3	—	—
8.01	Credito	—	1	2	—	—	—	1	3	—	—	1	1	2	—	—
8.02	Assicurazione	1	1	1	—	—	—	—	—	—	—	—	—	—	—	—
8.03	Gestioni finanziarie.	—	3	4	—	—	—	2	3	—	—	—	1	1	—	—
9	SERVIZI E ATTIVITÀ SOCIALI VARIE	8	10	15	1	3	10	10	19	1	1	3	4	5	—	—
9.01	Servizi per l'igiene e la pulizia	5	7	8	1	3	8	8	14	1	1	2	3	4	—	—
9.02	Servizi dello spettacolo	2	2	6	—	—	1	1	3	—	—	—	—	—	—	—
9.03	Servizi sanitari.	1	1	1	—	—	1	1	2	—	—	1	1	1	—	—
9.04	Servizi privati per l'istruzione.	—	—	—	—	—	—	—	—	—	—	—	—	—	—	—
9.08	Servizi vari, non altrove classificati . .	—	—	—	—	—	—	—	—	—	—	—	—	—	—	—
	TOTALE	113	129	340	45	791	137	155	308	47	293	63	73	143	19	127


unità locali per comune

59. SASSOCORVARO					60. SASSOFELTRIO					61. SERRA SANT'ABBONDIO					N classi- fica- zione
Im- prese	Unità locali				Im- prese	Unità locali				Im- prese	Unità locali				
	Totale		con forza motrice			Totale		con forza motrice			Totale		con forza motrice		
	N	Ad- detti	N	Poten- za utiliz- zabile HP		N	Ad- detti	N	Poten- za utiliz- zabile HP		N	Ad- detti	N	Poten- za utiliz- zabile HP	
4	5	7	—	—	9	9	14	—	—	—	1	1	—	—	1
—	—	—	—	—	—	—	—	—	—	—	—	—	—	—	1.03
4	5	7	—	—	9	9	14	—	—	—	1	1	—	—	1.04
1	1	2	—	—	5	5	10	1	12	—	—	—	—	—	1.05
—	—	—	—	—	—	—	—	—	—	—	—	—	—	—	2
—	—	—	—	—	—	—	—	—	—	—	—	—	—	—	2.01
—	—	—	—	—	—	—	—	—	—	—	—	—	—	—	2.02
1	1	2	—	—	5	5	10	1	12	—	—	—	—	—	2.03
43	50	84	24	186	12	12	40	10	206	6	6	12	1	20	2.04
4	4	8	3	87	2	2	5	2	46	2	2	6	1	20	3
—	—	—	—	—	—	—	—	—	—	—	—	—	—	—	3.01
—	—	—	—	—	—	—	—	—	—	—	—	—	—	—	3.02
—	—	—	—	—	—	—	—	—	—	—	—	—	—	—	3.03
9	12	14	—	—	—	—	—	—	—	—	—	—	—	—	3.04
8	10	12	—	—	—	—	—	—	—	—	—	—	—	—	3.05
2	1	1	—	—	—	—	—	—	—	1	1	1	—	—	3.06
—	1	1	—	—	—	—	—	—	—	—	—	—	—	—	3.07
1	1	2	1	3	—	—	—	—	—	—	—	—	—	—	3.08
10	10	25	10	40	1	1	4	1	8	1	1	3	—	—	3.09
—	—	—	—	—	—	—	—	—	—	—	—	—	—	—	3.10
—	—	—	—	—	—	—	—	—	—	—	—	—	—	—	3.11
—	—	—	—	—	—	—	—	—	—	—	—	—	—	—	3.12
—	—	—	—	—	—	—	—	—	—	—	—	—	—	—	3.13
7	7	10	7	18	2	2	3	1	10	2	2	2	—	—	3.14
—	—	—	—	—	—	—	—	—	—	—	—	—	—	—	3.15
2	4	11	3	38	7	7	28	6	142	—	—	—	—	—	3.16
—	—	—	—	—	—	—	—	—	—	—	—	—	—	—	3.17
—	—	—	—	—	—	—	—	—	—	—	—	—	—	—	3.18
—	—	—	—	—	—	—	—	—	—	—	—	—	—	—	3.19
—	—	—	—	—	—	—	—	—	—	—	—	—	—	—	3.20
—	—	—	—	—	—	—	—	—	—	—	—	—	—	—	3.21
—	—	—	—	—	—	—	—	—	—	—	—	—	—	—	3.22
—	—	—	—	—	—	—	—	—	—	—	—	—	—	—	3.23
—	—	—	—	—	—	—	—	—	—	—	—	—	—	—	3.24
—	—	—	—	—	—	—	—	—	—	—	—	—	—	—	3.25
—	—	—	—	—	—	—	—	—	—	—	—	—	—	—	3.26
6	10	87	2	25	1	3	15	—	—	—	2	23	—	—	4
6	10	87	2	25	1	3	15	—	—	—	2	23	—	—	4.01
—	—	—	—	—	—	—	—	—	—	—	—	—	—	—	4.02
1	1	2	1	2	—	—	—	—	—	1	1	4	—	—	5
—	—	—	—	—	—	—	—	—	—	—	—	—	—	—	5.01
1	1	2	1	2	—	—	—	—	—	1	1	4	—	—	5.02
77	83	140	24	30	24	24	40	3	6	23	25	56	—	—	5.03
—	1	3	—	—	—	—	—	—	—	1	1	9	—	—	6
19	20	38	9	16	9	9	15	—	—	5	6	11	—	—	6.01
5	5	5	—	—	—	—	—	—	—	4	4	7	—	—	6.02
7	8	11	1	2	1	1	1	—	—	4	4	5	—	—	6.03
24	24	43	5	4	4	4	7	—	—	4	5	12	—	—	6.04
10	10	14	—	—	2	2	2	—	—	—	—	—	—	—	6.05
12	15	26	9	8	8	8	15	3	6	5	5	12	—	—	6.06
—	—	—	—	—	—	—	—	—	—	—	—	—	—	—	6.07
—	—	—	—	—	—	—	—	—	—	—	—	—	—	—	6.08
18	19	37	—	—	6	7	11	—	—	1	3	5	—	—	7
—	—	—	—	—	—	—	—	—	—	—	—	—	—	—	7.01
13	13	22	—	—	—	—	—	—	—	1	2	3	—	—	7.02
4	4	4	—	—	6	6	7	—	—	—	—	—	—	—	7.03
—	—	—	—	—	—	—	—	—	—	—	—	—	—	—	7.04
—	—	—	—	—	—	—	—	—	—	—	—	—	—	—	7.05
—	—	—	—	—	—	—	—	—	—	—	—	—	—	—	7.06
—	—	—	—	—	—	—	—	—	—	—	—	—	—	—	7.07
1	2	11	—	—	—	1	4	—	—	—	1	2	—	—	7.08
—	3	6	—	—	—	1	1	—	—	1	3	3	—	—	8
—	1	3	—	—	—	—	—	—	—	1	2	2	—	—	8.01
—	2	3	—	—	—	1	1	—	—	—	1	1	—	—	8.02
8	11	16	3	6	—	—	—	—	—	2	2	2	—	—	8.03
5	8	11	2	4	—	—	—	—	—	1	1	1	—	—	9
1	1	1	1	2	—	—	—	—	—	—	—	—	—	—	9.01
2	2	4	—	—	—	—	—	—	—	1	1	1	—	—	9.02
—	—	—	—	—	—	—	—	—	—	—	—	—	—	—	9.03
—	—	—	—	—	—	—	—	—	—	—	—	—	—	—	9.04
—	—	—	—	—	—	—	—	—	—	—	—	—	—	—	9.08
158	183	381	54	249	57	61	131	14	224	34	43	106	1	20	

N classi- fica- zione	RAMI E CLASSI DI ATTIVITÀ ECONOMICA	62. SERRUNGARINA					63. TALAMELLO					64. TAVOLETO				
		Im- prese	Unità locali				Im- prese	Unità locali				Im- prese	Unità locali			
			Totale		con forza motrice			Totale		con forza motrice			Totale		con forza motrice	
			N	Ad- detti	N	Poten- za utiliz- zabile HP		N	Ad- detti	N	Poten- za utiliz- zabile HP		N	Ad- detti	N	Poten- za utiliz- zabile HP
1	AGRICOLTURA, FORESTE, CACCIA E PESCA	2	3	14	—	—	1	1	1	—	—	5	7	37	—	—
1.03	Foreste	—	—	—	—	—	—	—	—	—	—	—	—	—	—	—
1.04	Pesca	—	—	—	—	—	—	—	—	—	—	—	—	—	—	—
1.05	Attività connesse con l'agricoltura . . .	2	3	14	—	—	1	1	1	—	—	5	7	37	—	—
2	INDUSTRIE ESTRATTIVE	—	—	—	—	—	—	1	10	1	68	—	—	—	—	—
2.01	Estraz. di carboni fossili e di torba . . .	—	—	—	—	—	—	—	—	—	—	—	—	—	—	—
2.02	Estraz. di combustibili liquidi e gassosi	—	—	—	—	—	—	—	—	—	—	—	—	—	—	—
2.03	Estraz. di minerali metalliferi	—	—	—	—	—	—	—	—	—	—	—	—	—	—	—
2.04	Estraz. di altri minerali	—	—	—	—	—	—	1	10	1	68	—	—	—	—	—
3	INDUSTRIE MANIFATTURIERE	58	58	112	14	340	2	3	55	2	321	13	13	30	6	68
3.01	Industrie alimentari e affini	2	2	5	2	19	—	—	—	—	—	2	2	4	2	24
3.02	Industria del tabacco	—	—	—	—	—	—	—	—	—	—	—	—	—	—	—
3.03	Seta, cotone e lav. fibre tess. artificiali	—	—	—	—	—	—	—	—	—	—	—	—	—	—	—
3.04	Industrie della lana	—	—	—	—	—	—	—	—	—	—	—	—	—	—	—
3.05	Industrie delle fibre dure e tessili vario	9	9	9	—	—	—	—	—	—	—	1	1	2	—	—
3.06	Ind. del vestiario e dell'abbigliamento .	25	25	26	—	—	1	1	1	—	—	3	3	3	—	—
3.07	Industrie delle calzature	5	5	5	1	..	—	—	—	—	—	—	—	—	—	—
3.08	Industrie delle pelli e del cuoio	—	—	—	—	—	—	—	—	—	—	—	—	—	—	—
3.09	Industria mobilio e arredam. in legno .	3	3	25	3	254	1	1	1	1	1	4	4	18	4	44
3.10	Industrie del legno	5	5	10	3	34	—	—	—	—	—	—	—	—	—	—
3.11	Industrie metallurgiche	—	—	—	—	—	—	—	—	—	—	—	—	—	—	—
3.12	Macchine non elettr., carpent. metallica	—	—	—	—	—	—	—	—	—	—	—	—	—	—	—
3.13	Macchine e apparecchi elettrici	—	—	—	—	—	—	—	—	—	—	—	—	—	—	—
3.14	Mecc. di precisione; oreficeria, argenteria	—	—	—	—	—	—	—	—	—	—	—	—	—	—	—
3.15	Officine meccaniche	7	7	9	3	5	—	—	—	—	—	3	3	3	—	—
3.16	Industrie costruz. mezzi di trasporto . .	—	—	—	—	—	—	—	—	—	—	—	—	—	—	—
3.17	Industrie lavor. minerali non metalliferi	—	—	—	—	—	—	1	53	1	320	—	—	—	—	—
3.18	Industrie chimiche	1	1	4	1	7	—	—	—	—	—	—	—	—	—	—
3.19	Industrie derivati petrolio e carbone . .	—	—	—	—	—	—	—	—	—	—	—	—	—	—	—
3.20	Industrie della gomma elastica	—	—	—	—	—	—	—	—	—	—	—	—	—	—	—
3.21	Prod. cellul. per tess., fibre tess. artifice.	—	—	—	—	—	—	—	—	—	—	—	—	—	—	—
3.22	Industrie della carta e cartotecnica . . .	1	1	19	1	21	—	—	—	—	—	—	—	—	—	—
3.23	Industrie poligrafiche ed editoriali . . .	—	—	—	—	—	—	—	—	—	—	—	—	—	—	—
3.24	Industrie foto-fono-cinematografiche . .	—	—	—	—	—	—	—	—	—	—	—	—	—	—	—
3.25	Produtz. oggetti in materie plastiche . .	—	—	—	—	—	—	—	—	—	—	—	—	—	—	—
3.26	Industrie manifatturiere varie	—	—	—	—	—	—	—	—	—	—	—	—	—	—	—
4	COSTRUZIONI E INSTALL. DI IMPIANTI . .	2	3	40	1	6	—	—	—	—	—	2	2	20	1	6
4.01	Costruzioni	2	3	40	1	6	—	—	—	—	—	2	2	20	1	6
4.02	Installazione impianti	—	—	—	—	—	—	—	—	—	—	—	—	—	—	—
5	ENERGIA ELETTRICA, GAS E ACQUA	2	2	4	1	—	—	—	—	—	—	—	—	—	—	—
5.01	Produtz. e distribuz. di energia elettrica	1	1	2	1	—	—	—	—	—	—	—	—	—	—	—
5.02	Produzione e distribuzione di gas	—	—	—	—	—	—	—	—	—	—	—	—	—	—	—
5.03	Distribuzione di acqua	1	1	2	—	—	—	—	—	—	—	—	—	—	—	—
6	COMMERCIO	25	26	42	—	—	16	16	35	—	—	23	23	38	4	..
6.01	Commercio all'ingrosso	2	2	4	—	—	—	—	—	—	—	—	—	—	—	—
6.02	Comm. al minuto generi alimentari . . .	8	8	13	—	—	10	10	22	—	—	7	7	12	—	—
6.03	Comm. al min. prod. tess. e art. abbigl.	2	3	5	—	—	—	—	—	—	—	2	2	3	—	—
6.04	Comm. al minuto prod. meccanici	6	6	10	—	—	—	—	—	—	—	5	5	7	—	—
6.05	Comm. al min. gen. alim. e non alim. . .	2	2	3	—	—	—	—	—	—	—	2	2	6	1	..
6.06	Commercio ambulante	2	2	2	—	—	1	1	2	—	—	—	—	—	—	—
6.07	Alberghi e pubblici esercizi	3	3	5	—	—	5	5	11	—	—	7	7	10	3	..
6.08	Attività ausiliarie del commercio	—	—	—	—	—	—	—	—	—	—	—	—	—	—	—
7	TRASPORTI E COMUNICAZIONI	7	9	15	—	—	3	4	6	—	—	4	5	9	—	—
7.01	Trasporti ferrov. e tramv. extraurbani .	—	1	1	—	—	—	—	—	—	—	—	—	—	—	—
7.02	Trasporti extraurbani su strada	5	5	9	—	—	—	—	—	—	—	4	4	7	—	—
7.03	Trasporti urbani	2	2	3	—	—	—	—	—	—	—	—	—	—	—	—
7.04	Trasporti lacuali e fluviali	—	—	—	—	—	—	—	—	—	—	—	—	—	—	—
7.05	Trasporti marittimi	—	—	—	—	—	—	—	—	—	—	—	—	—	—	—
7.06	Trasporti aerei	—	—	—	—	—	—	—	—	—	—	—	—	—	—	—
7.07	Attività ausiliarie dei trasporti	—	—	—	—	—	2	2	2	—	—	—	—	—	—	—
7.08	Comunicazioni	—	1	2	—	—	1	2	4	—	—	—	1	2	—	—
8	CREDITO E ASSICURAZIONE	1	3	3	—	—	—	—	—	—	—	—	2	3	—	—
8.01	Credito	1	2	2	—	—	—	—	—	—	—	—	1	2	—	—
8.02	Assicurazione	—	—	—	—	—	—	—	—	—	—	—	—	—	—	—
8.03	Gestioni finanziarie	—	1	1	—	—	—	—	—	—	—	—	1	1	—	—
9	SERVIZI E ATTIVITÀ SOCIALI VARIE	8	8	9	—	—	—	—	—	—	—	2	2	2	—	—
9.01	Servizi per l'igiene e la pulizia	7	7	7	—	—	—	—	—	—	—	1	1	1	—	—
9.02	Servizi dello spettacolo	—	—	—	—	—	—	—	—	—	—	—	—	—	—	—
9.03	Servizi sanitari	1	1	2	—	—	—	—	—	—	—	1	1	1	—	—
9.04	Servizi privati per l'istruzione	—	—	—	—	—	—	—	—	—	—	—	—	—	—	—
9.08	Servizi vari, non altrove classificati . .	—	—	—	—	—	—	—	—	—	—	—	—	—	—	—
	TOTALE	105	112	239	16	346	22	25	107	3	389	49	54	139	11	74


unità locali per comune

65. TAVULLIA					66. URBANIA					67. URBINO					N classi- fica- zione
Im- prese	Unità locali				Im- prese	Unità locali				Im- prese	Unità locali				
	Totale		con forza motrice			Totale		con forza motrice			Totale		con forza motrice		
	N	Ad- detti	N	Poten- za utiliz- zabile HP		N	Ad- detti	N	Poten- za utiliz- zabile HP		N	Ad- detti	N	Poten- za utiliz- zabile HP	
5	7	13	—	—	3	4	7	—	—	33	38	73	—	—	1
—	—	—	—	—	—	—	—	—	—	—	—	—	—	—	1.03
—	—	—	—	—	—	—	—	—	—	—	—	—	—	—	1.04
5	7	13	—	—	3	4	7	—	—	33	38	73	—	—	1.05
1	2	27	2	124	3	3	20	1	167	1	1	6	1	90	2
—	—	—	—	—	—	—	—	—	—	—	—	—	—	—	2.01
—	—	—	—	—	—	—	—	—	—	—	—	—	—	—	2.02
—	—	—	—	—	—	—	—	—	—	—	—	—	—	—	2.03
1	2	27	2	124	3	3	20	1	167	1	1	6	1	90	2.04
45	48	119	24	239	87	88	250	42	773	208	211	646	102	1 831	3
4	4	8	3	67	11	12	23	10	282	21	23	59	16	360	3.01
—	—	—	—	—	—	—	—	—	—	—	—	—	—	—	3.02
—	—	—	—	—	—	—	—	—	—	—	—	—	—	—	3.03
—	—	—	—	—	—	—	—	—	—	—	—	—	—	—	3.04
8	8	9	1	1	8	8	10	—	—	24	24	47	1	35	3.05
10	13	16	—	—	22	22	64	4	22	36	36	49	1	8	3.06
3	3	3	1	1	8	8	9	—	—	22	22	28	6	6	3.07
—	—	—	—	—	—	—	—	—	—	—	—	—	—	—	3.08
6	6	50	6	102	—	—	—	—	—	14	14	87	13	390	3.09
4	4	20	4	46	16	16	35	12	65	22	22	34	18	77	3.10
—	—	—	—	—	—	—	—	—	—	—	—	—	—	—	3.11
—	—	—	—	—	—	—	—	—	—	3	4	60	4	187	3.12
—	—	—	—	—	—	—	—	—	—	2	2	20	2	19	3.13
—	—	—	—	—	—	—	—	—	—	2	2	2	2	3	3.14
10	10	13	9	22	12	12	24	9	71	47	47	99	29	119	3.15
—	—	—	—	—	—	—	—	—	—	—	—	—	—	—	3.16
—	—	—	—	—	8	8	75	6	324	8	8	132	6	585	3.17
—	—	—	—	—	—	—	—	—	—	—	—	—	—	—	3.18
—	—	—	—	—	—	—	—	—	—	—	—	—	—	—	3.19
—	—	—	—	—	—	—	—	—	—	1	1	1	—	—	3.20
—	—	—	—	—	—	—	—	—	—	—	—	—	—	—	3.21
—	—	—	—	—	—	—	—	—	—	—	—	—	—	—	3.22
—	—	—	—	—	1	1	9	1	9	3	3	17	2	24	3.23
—	—	—	—	—	1	1	1	—	—	2	2	6	1	1	3.24
—	—	—	—	—	—	—	—	—	—	1	1	5	1	17	3.25
—	—	—	—	—	—	—	—	—	—	—	—	—	—	—	3.26
6	6	15	2	6	12	15	86	4	19	15	23	206	6	32	4
6	6	15	2	6	12	15	86	4	19	15	23	206	6	32	4.01
—	—	—	—	—	—	—	—	—	—	—	—	—	—	—	4.02
1	1	2	—	—	1	1	2	—	—	1	2	19	—	—	5
—	—	—	—	—	—	—	—	—	—	—	1	16	—	—	5.01
1	1	2	—	—	1	1	2	—	—	1	1	3	—	—	5.02
35	36	78	13	11	91	102	179	22	56	279	306	556	40	67	6
1	1	2	—	—	1	1	1	—	—	12	13	23	—	—	6.01
5	5	11	4	3	16	18	32	8	7	63	87	161	26	31	6.02
5	5	14	—	—	19	23	37	—	—	49	50	82	1	2	6.03
5	6	7	—	—	13	15	23	1	4	43	43	86	5	15	6.04
10	10	25	7	7	14	16	31	5	14	18	19	33	1	1	6.05
7	7	14	—	—	13	13	17	—	—	55	55	63	—	—	6.06
2	2	5	2	1	15	16	38	8	31	37	37	104	7	18	6.07
—	—	—	—	—	—	—	—	—	—	2	2	4	—	—	6.08
8	9	13	1	3	21	25	39	1	73	61	64	137	5	12	7
—	—	—	—	—	—	—	—	—	—	—	1	5	—	—	7.01
8	8	8	1	3	7	8	12	—	—	43	44	66	1	1	7.02
—	—	—	—	—	11	12	12	—	—	4	4	4	—	—	7.03
—	—	—	—	—	—	—	—	—	—	—	—	—	—	—	7.04
—	—	—	—	—	—	—	—	—	—	—	—	—	—	—	7.05
—	—	—	—	—	—	—	—	—	—	—	—	—	—	—	7.06
—	—	—	—	—	3	3	6	—	—	13	13	19	3	9	7.07
—	1	5	—	—	—	2	9	1	73	1	2	43	1	2	7.08
—	3	4	—	—	1	4	13	—	—	4	11	45	1	..	8
—	1	2	—	—	1	3	11	—	—	1	4	21	1	..	8.01
—	—	—	—	—	—	—	—	—	—	3	4	7	—	—	8.02
—	2	2	—	—	—	1	2	—	—	—	3	17	—	—	8.03
5	6	8	3	4	17	19	35	6	25	39	40	84	12	39	9
2	3	3	3	4	14	16	27	5	24	30	31	58	10	32	9.01
1	1	2	—	—	1	1	4	1	1	2	2	12	2	7	9.02
2	2	3	—	—	2	2	4	—	—	5	5	12	—	—	9.03
—	—	—	—	—	—	—	—	—	—	1	1	1	—	—	9.04
—	—	—	—	—	—	—	—	—	—	1	1	1	—	—	9.08
106	118	279	45	387	236	261	631	76	1.113	641	696	1.772	167	2.071	









Prezzo L. 600